

FEATURES     **DRY ONLY**

### LED LIGHT ENGINE

**LIGHT DIRECTION:** Downward  
**LIGHT SOURCE:** One Integrated LED  
**WATTS PER LED:** 9W  
**TOTAL WATTAGE:** 9W  
**LUMENS PER LED:** 850 lm  
**TOTAL LUMENS:** 850 lm  
**CRI:** 80  
**COLOR TEMPERATURE:** 2700K  
**LIFE (RATED):** 50,000 Hours  
**VOLTAGE:** 120V

### DIMMING

**DIMMING:** Not Dimmable

### OPTICS

**NONE (BARE LED)**

### CONSTRUCTION

**FIXTURE MATERIAL:** Steel  
**HEAT SINK:** Aluminum  
**HEAT SINK PRODUCTION PROCESS:** CNC Precision-Spun

### DIMENSIONS

3 1/8" H x 2 3/8" Dia.

### COLORS/FINISHES

**FINISH:** Beautifully and evenly finished with brushed nickel. Feel at ease with nickel's lasting quality and stunning appearance, brushed to perfect symmetry by skilled craftsmen. High-quality nickel provides durability and an attractive gleam.  
**ELECTRICAL CORD:** Clear with Silver Wire

### COMPATIBLE SHADES

See Compatible *QuantaLight Mix & Match Series* Specification Sheets

- 0020 Fabric Drum Shades
- 0025 Large Fabric Cylinder Shades
- 0027 Extra Large Fabric Cylinder Shades
- 0053-6 Acrylic Cylinder Shade
- GS-230s/500s/780 Glass Dome Shades
- GS-300s/10s Glass Tube Cylinder Shades
- GS-540s/50s/60s Glass Vase Shades
- GS-553 Glass Beehive Shade
- GS-790s Glass Cylinder Shades

### INSTALLATION

**CEILING SURFACE MOUNTING:**

- 10 ft. Adjustable Electrical Cord
- Mounting Canopy and Hardware Included
- Mounts Onto Standard Ceiling J-Box
- Suitable for Indoor Use Only

### FEATURES

 **INTEGRATED LED**  
 **ENERGY-EFFICIENT**

### COMPLIANCES

 **UL LISTED**  
 **DRY LOCATIONS ONLY**

### WARRANTY

 **5-YEAR LIMITED LED WARRANTY**



Catalog #:  
 Type:  
 Project:  
 Prepared By:

**AT A GLANCE**  
 Bare integrated LED mini pendant features an extensive selection of shades (sold separately). Quickly and easily customize the perfect fixture for your project by pairing to any compatible *QuantaLight Mix & Match* shade. Ideal for a variety of applications such as bars, restaurants, kitchen islands, and over dining tables. Finished in a beautiful contemporary brushed nickel.

Feel confident with this quality product. Integrated LED includes a 5-year limited warranty.

## ORDER CONFIGURATOR

The pendant product catalog code is prefilled for your convenience below (e.g., Pendant #: 2429-33). To order compatible *QuantaLight Mix & Match* pendant shades, use the corresponding specification sheet(s) for the desired compatible *QuantaLight Mix & Match Series*.

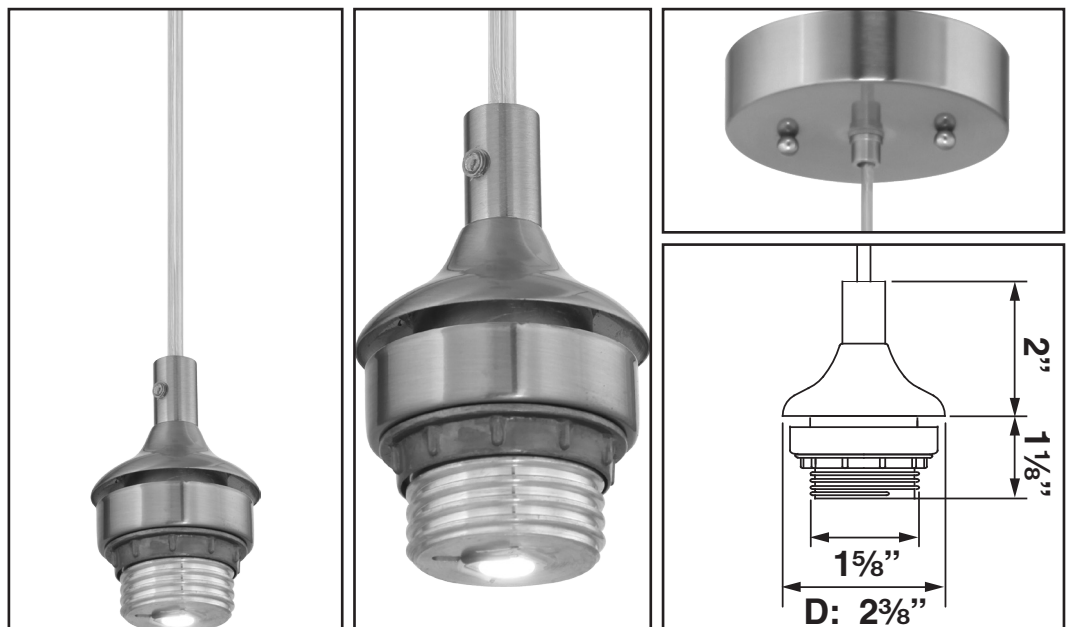
### PENDANT #

2429 - 33

PENDANT MODEL FINISH

2429  33 Brushed Nickel

### QUICK VIEW



FEATURES **DRY ONLY**

### DIRECTION

**LIGHT DIRECTION:** Downward

### DIMENSIONS

10" H x 10" Dia.

### CONSTRUCTION/COLORS

#### DRUM-SHAPED SHADES:

Versatile palette of soft, natural colors complements interiors beautifully. Linen or basketweave is strong and resistant to wear.

- Deep Black Finely Woven Fabric
- Brown Basketweave
- Beige Handcrafted Linen
- Ecru Linen

### INSTALLATION

#### BARE PENDANT MOUNTING:

- Mounts Onto Compatible *QuantaLight* Bare Pendants (See Below)
- Suitable for Indoor Use Only

### COMPATIBLE PENDANTS

See Compatible *QuantaLight* Bare Pendant Specification Sheets

- *QuantaLight* 2429-33 Brushed Nickel Integrated LED Mini Pendant
- *QuantaLight* 2421-33 Brushed Nickel Standard Medium Base (E26) Mini Pendant
- *QuantaLight* 2421-79 Antique Bronze Standard Medium Base (E26) Mini Pendant

### COMPLIANCES

**DRY ONLY DRY LOCATIONS ONLY**



Catalog #:

Type:

Project:

Prepared By:

### AT A GLANCE

These fabric drum shades from the *QuantaLight Mix & Match Series* feature an assortment of stylish textiles. Quickly and easily customize the perfect fixture for your project by pairing any of these shades to a compatible *QuantaLight* bare pendant. Ideal for a variety of applications such as bars, restaurants, kitchen islands, and over dining tables. This versatile palette of soft, natural colors complements interiors beautifully. Linen or basketweave is strong and resistant to wear. Measures 10" H x 10" D.

## ORDER CONFIGURATOR

To order, select one option from each table column to configure the desired shade product catalog code. Then, fill in the boxes below (e.g., Shade #: 0020-34). To order compatible pendant(s), use the corresponding specification sheet(s) for the desired compatible *QuantaLight* bare pendant(s).

### SHADE #

0020	
------	--

SHADE MODEL	FABRIC
-------------	--------

- 0020     5  
 Deep Black Finely Woven Fabric  
 29 Brown Basketweave  
 34 Beige Handcrafted Linen  
 40 Ecru Linen

### QUICK VIEW



0020-5



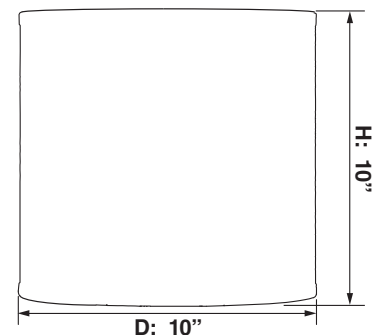
0020-29



0020-34



0020-40





**FEATURES** **DRY ONLY**

**DIRECTION**

**LIGHT DIRECTION:** Downward

**DIMENSIONS**

12" H x 6" Dia.

**CONSTRUCTION/COLORS**

**CYLINDER-SHAPED SHADES:**

Versatile palette of soft, natural colors complements interiors beautifully. Linen or basketweave is strong and resistant to wear.

- Deep Black Finely Woven Fabric
- Brown Basketweave
- Beige Handcrafted Linen
- Ecru Linen

**INSTALLATION**

**BARE PENDANT MOUNTING:**

- Mounts Onto Compatible *QuantaLight* Bare Pendants (See Below)
- Suitable for Indoor Use Only

**COMPATIBLE PENDANTS**

See Compatible *QuantaLight* Bare Pendant Specification Sheets

- *QuantaLight* 2429-33 Brushed Nickel Integrated LED Mini Pendant
- *QuantaLight* 2421-33 Brushed Nickel Standard Medium Base (E26) Mini Pendant
- *QuantaLight* 2421-79 Antique Bronze Standard Medium Base (E26) Mini Pendant

**COMPLIANCES**

**DRY ONLY DRY LOCATIONS ONLY**

Catalog #:

Type:

Project:

Prepared By:

**AT A GLANCE**

These large fabric cylinder shades from the *QuantaLight Mix & Match Series* feature an assortment of stylish textiles. Quickly and easily customize the perfect fixture for your project by pairing any of these shades to a compatible *QuantaLight* bare pendant. Ideal for a variety of applications such as bars, restaurants, kitchen islands, and over dining tables. This versatile palette of soft, natural colors complements interiors beautifully. Linen or basketweave is strong and resistant to wear. Measures 12" H x 6" D.

**ORDER CONFIGURATOR**

To order, select one option from each table column to configure the desired shade product catalog code. Then, fill in the boxes below (e.g., Shade #: 0025-34). To order compatible pendant(s), use the corresponding specification sheet(s) for the desired compatible *QuantaLight* bare pendant(s).

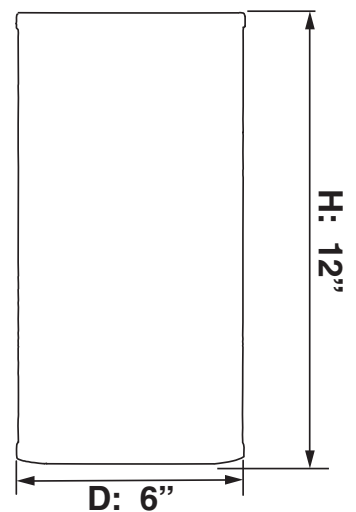
**SHADE #**

0025	
------	--

SHADE MODEL	STYLE
-------------	-------

- 0025     5  
 Deep Black Finely Woven Fabric  
 29 Brown Basketweave  
 34 Beige Handcrafted Linen  
 40 Ecru Linen

**QUICK VIEW**





**FEATURES** **DRY ONLY**

**DIRECTION**

**LIGHT DIRECTION:** Downward

**DIMENSIONS**

20" H x 10" Dia.

**CONSTRUCTION/COLORS**

**CYLINDER-SHAPED SHADES:**

Versatile palette of soft, natural colors complements interiors beautifully. Linen or basketweave is strong and resistant to wear.

- Deep Black Finely Woven Fabric
- Brown Basketweave
- Beige Handcrafted Linen
- Ecru Linen

**INSTALLATION**

**BARE PENDANT MOUNTING:**

- Mounts Onto Compatible *QuantaLight* Bare Pendants (See Below)
- Suitable for Indoor Use Only

**COMPATIBLE PENDANTS**

See Compatible *QuantaLight* Bare Pendant Specification Sheets

- *QuantaLight* 2429-33 Brushed Nickel Integrated LED Mini Pendant
- *QuantaLight* 2421-33 Brushed Nickel Standard Medium Base (E26) Mini Pendant
- *QuantaLight* 2421-79 Antique Bronze Standard Medium Base (E26) Mini Pendant

**COMPLIANCES**

**DRY ONLY DRY LOCATIONS ONLY**

Catalog #:

Type:

Project:

Prepared By:

**AT A GLANCE**

These extra large fabric cylinder shades from the *QuantaLight Mix & Match Series* feature an assortment of stylish textiles. Quickly and easily customize the perfect fixture for your project by pairing any of these shades to a compatible *QuantaLight* bare pendant. Ideal for a variety of applications such as bars, restaurants, kitchen islands, and over dining tables. This versatile palette of soft, natural colors complements interiors beautifully. Linen or basketweave is strong and resistant to wear. Measures 20" H x 10" D.

**ORDER CONFIGURATOR**

To order, select one option from each table column to configure the desired shade product catalog code. Then, fill in the boxes below (e.g., Shade #: 0027-34). To order compatible pendant(s), use the corresponding specification sheet(s) for the desired compatible *QuantaLight* bare pendant(s).

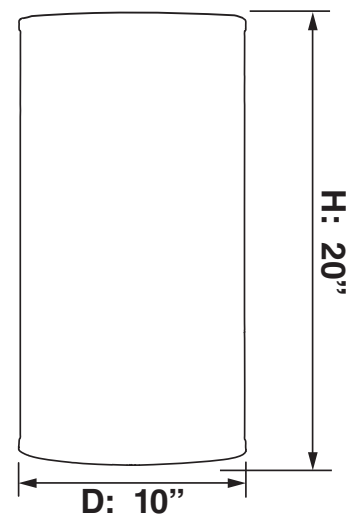
**SHADE #**

0027	
------	--

SHADE MODEL	STYLE
-------------	-------

- |  |                                |
|--|--------------------------------|
| <input checked="" type="checkbox"/> 0027 | <input type="checkbox"/> 5     |
|  | Deep Black Finely Woven Fabric |
|  | <input type="checkbox"/> 29    |
|  | Brown Basketweave              |
|  | <input type="checkbox"/> 34    |
|  | Beige Handcrafted Linen        |
|  | <input type="checkbox"/> 40    |
|  | Ecru Linen Shade               |

**QUICK VIEW**



FEATURES **DRY ONLY**

**DIRECTION**

**LIGHT DIRECTION:** Downward

**DIMENSIONS**

12" H x 5½" Dia.

**CONSTRUCTION/COLORS**

**HANDCRAFTED CYLINDER-SHAPED**

**SHADE:** White acrylic diffuses light evenly and features a simple, minimalist look.

**INSTALLATION**

**BARE PENDANT MOUNTING:**

- Mounts Onto Compatible *QuantaLight* Bare Pendant (See Below)
- Suitable for Indoor Use Only

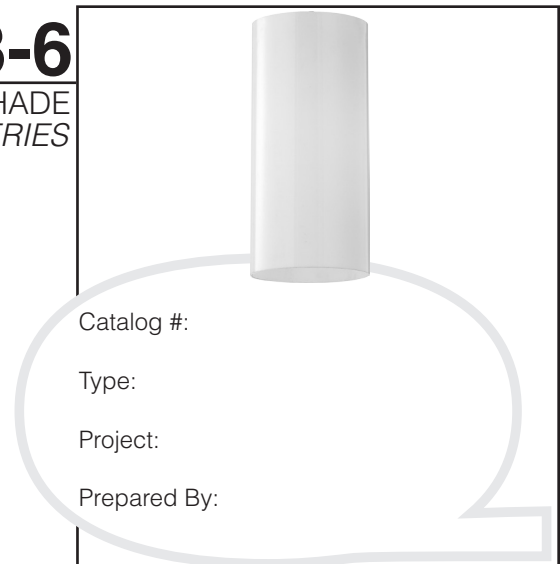
**COMPATIBLE PENDANTS**

See Compatible *QuantaLight* Bare Pendant Specification Sheets

- *QuantaLight* 2429-33 Brushed Nickel Integrated LED Mini Pendant
- *QuantaLight* 2421-33 Brushed Nickel Standard Medium Base (E26) Mini Pendant
- *QuantaLight* 2421-79 Antique Bronze Standard Medium Base (E26) Mini Pendant

**COMPLIANCES**

**DRY ONLY DRY LOCATIONS ONLY**



Catalog #:

Type:

Project:

Prepared By:

**AT A GLANCE**

This acrylic cylinder shade from the *QuantaLight Mix & Match Series* diffuses light evenly and features a simple, minimalist look. Quickly and easily customize the perfect fixture for your project by pairing this shade to a compatible *QuantaLight* bare pendant. Ideal for a variety of applications such as bars, restaurants, kitchen islands, and over dining tables. Measures 12" H x 5½" D.

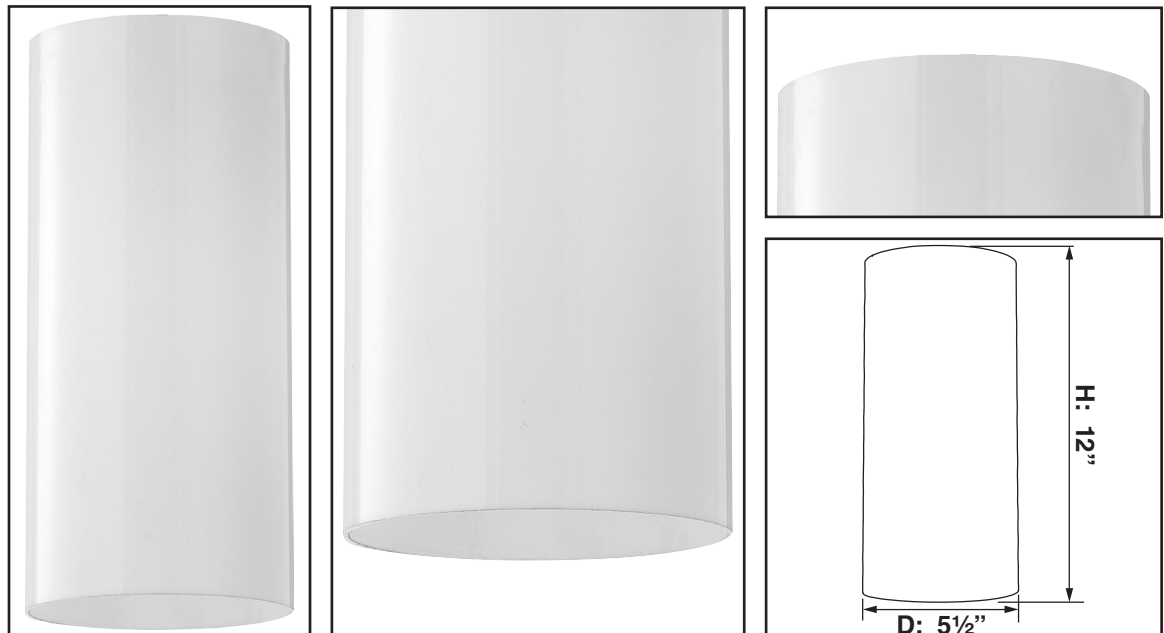
**ORDER CONFIGURATOR**

The shade product catalog code is prefilled for your convenience below (e.g., Shade #: 0053-6). To order compatible pendant(s), use the corresponding specification sheet(s) for the desired compatible *QuantaLight* bare pendant(s).

**SHADE #**

0053	-	6
<b>SHADE MODEL</b>		<b>COLOR</b>
<input checked="" type="checkbox"/> 0053		<input checked="" type="checkbox"/> 6 White

**QUICK VIEW**



# QuantaLight™ GS-230s/500s/780

SPECIFICATION SHEET

GLASS DOME SHADES  
MIX & MATCH SERIES

FEATURES **DRY ONLY**

## DIRECTION

**LIGHT DIRECTION:** Downward

## DIMENSIONS

6½" H x 5¼" Dia.

## CONSTRUCTION/COLORS

### HANDCRAFTED DOME-SHAPED SHADES:

Multiple layers diffuse light evenly for exceptionally vibrant color.

- Etched Cased Glass
  - White
  - Amber
- Frit Glass
  - White
  - Amber
- Swirl Glass
  - Amber

## INSTALLATION

### BARE PENDANT MOUNTING:

- Mounts Onto Compatible *QuantaLight* Bare Pendant (See Below)
- Suitable for Indoor Use Only

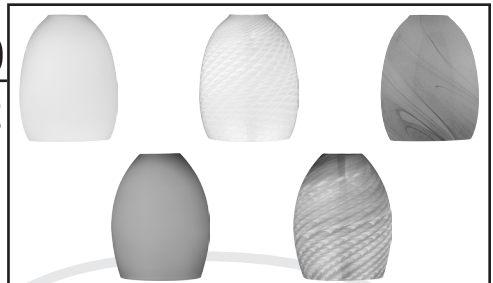
## COMPATIBLE PENDANTS

See Compatible *QuantaLight* Bare Pendant Specification Sheets

- *QuantaLight* 2429-33 Brushed Nickel Integrated LED Mini Pendant
- *QuantaLight* 2421-33 Brushed Nickel Standard Medium Base (E26) Mini Pendant
- *QuantaLight* 2421-79 Antique Bronze Standard Medium Base (E26) Mini Pendant

## COMPLIANCES

**DRY ONLY DRY LOCATIONS ONLY**



Catalog #:

Type:

Project:

Prepared By:

## AT A GLANCE

These glass dome shades from the *QuantaLight Mix & Match Series* feature an assortment of stylish designs. Quickly and easily customize the perfect fixture for your project by pairing any of these shades to a compatible *QuantaLight* bare pendant. Ideal for a variety of applications such as bars, restaurants, kitchen islands, and over dining tables. Beautiful, upscale glass shades are expertly handcrafted with multiple layers by master artisans for exceptionally vibrant color. Measures 6½" H x 5¼" D.

## ORDER CONFIGURATOR

To order, select one option from each table column to configure the desired shade product catalog code. Then, fill in the boxes below (e.g., Shade #: GS-500). To order compatible pendant(s), use the corresponding specification sheet(s) for the desired compatible *QuantaLight* bare pendant(s).

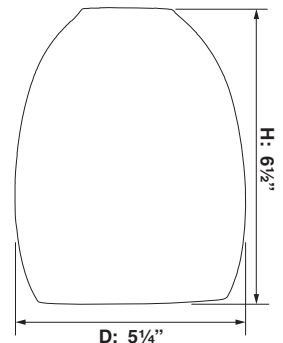

### SHADE #

GS	
----	--

SHADE MODEL	STYLE
-------------	-------


- |  |   |
|--|---|
| <input checked="" type="checkbox"/> GS | <input type="checkbox"/> 230 White Etched Cased Glass |
|  | <input type="checkbox"/> 233 Amber Etched Cased Glass |
|  | <input type="checkbox"/> 500 White Frit Glass         |
|  | <input type="checkbox"/> 501 Amber Frit Glass         |
|  | <input type="checkbox"/> 780 Amber Swirl Glass        |

### QUICK VIEW



# QuantaLight™ GS-300s/10s

SPECIFICATION SHEET GLASS TUBE CYLINDER SHADES  
MIX & MATCH SERIES



FEATURES **DRY ONLY**

## DIRECTION

**LIGHT DIRECTION:** Downward

## DIMENSIONS

8" H x 3" Dia.

## CONSTRUCTION/COLORS

### HANDCRAFTED CYLINDER-SHAPED

**SHADES:** Frit and etched cased glass shades have multiple layers and diffuse light evenly for exceptionally vibrant color.

- Clear Glass
- Frit Glass
  - Amber
  - Red
- Etched Cased Glass
  - Red
  - Blue

## INSTALLATION

### BARE PENDANT MOUNTING:

- Mounts Onto Compatible *QuantaLight* Bare Pendant (See Below)
- Suitable for Indoor Use Only

## COMPATIBLE PENDANTS

See Compatible *QuantaLight* Bare Pendant Specification Sheets

- *QuantaLight* 2429-33 Brushed Nickel Integrated LED Mini Pendant
- *QuantaLight* 2421-33 Brushed Nickel Standard Medium Base (E26) Mini Pendant
- *QuantaLight* 2421-79 Antique Bronze Standard Medium Base (E26) Mini Pendant

## COMPLIANCES

**DRY ONLY DRY LOCATIONS ONLY**

Catalog #:

Type:

Project:

Prepared By:

## AT A GLANCE

These glass tube cylinder shades from the *QuantaLight Mix & Match Series* feature an assortment of stylish designs. Quickly and easily customize the perfect fixture for your project by pairing any of these shades to a compatible *QuantaLight* bare pendant. Ideal for a variety of applications such as bars, restaurants, kitchen islands, and over dining tables. Beautiful, upscale glass shades are expertly handcrafted with multiple layers by master artisans for exceptionally vibrant color. Measures 8" H x 3" D.

## ORDER CONFIGURATOR

To order, select one option from each table column to configure the desired shade product catalog code. Then, fill in the boxes below (e.g., Shade #: GS-310). To order compatible pendant(s), use the corresponding specification sheet(s) for the desired compatible *QuantaLight* bare pendant(s).


### SHADE #

GS	
----	--

SHADE MODEL	STYLE
-------------	-------

- GS
- 307 Clear Glass
  - 309 Amber Frit Glass
  - 310 Red Frit Glass
  - 313 Red Etched Cased Glass
  - 315 Blue Etched Cased Glass
  - 317 Amber Etched Cased Glass

### QUICK VIEW



# QuantaLight™ GS-540s/50s/60s

SPECIFICATION SHEET

GLASS VASE SHADES  
MIX & MATCH SERIES

FEATURES **DRY ONLY**

## DIRECTION

**LIGHT DIRECTION:** Downward

## DIMENSIONS

8½" H x 5" Dia.

## CONSTRUCTION/COLORS

### HANDCRAFTED VASE-SHAPED SHADES:

Multiple layers diffuse light evenly for exceptionally vibrant color.

- Frit Glass
  - White
  - Amber
  - Red
- Etched Cased Glass
  - White
  - Red
  - Blue
  - Amber
- Alabaster Glass
  - White
- Specialty Glass
  - Eggshell (White)
  - Scribble (White with Black Lines)
  - Dragon Scale (Light Brown)
  - Lava (Orange with Infused Red, Yellow, Purple, and Green)
  - Zebra Jasper (Brown with Infused Black Green, Yellow, and Purple)
  - Light Spiral (White with Clear Spiraling Lines)
  - Ore (Deep Brown)
  - Whirlwind (Clear with Spiraling White Glass)

## INSTALLATION

### BARE PENDANT MOUNTING:

- Mounts Onto Compatible *QuantaLight* Bare Pendant (See Below)
- Suitable for Indoor Use Only


## COMPATIBLE PENDANTS

See Compatible *QuantaLight* Bare Pendant Specification Sheets

- *QuantaLight* 2429-33 Brushed Nickel Integrated LED Mini Pendant
- *QuantaLight* 2421-33 Brushed Nickel Standard Medium Base (E26) Mini Pendant
- *QuantaLight* 2421-79 Antique Bronze Standard Medium Base (E26) Mini Pendant

## COMPLIANCES

**DRY ONLY DRY LOCATIONS ONLY**



Catalog #:

Type:

Project:

Prepared By:

## AT A GLANCE

These glass vase shades from the *QuantaLight Mix & Match Series* feature an assortment of stylish designs. Quickly and easily customize the perfect fixture for your project by pairing any of these shades to a compatible *QuantaLight* bare pendant. Ideal for a variety of applications such as bars, restaurants, kitchen islands, and over dining tables. Beautiful, upscale glass shades are expertly handcrafted with multiple layers by master artisans for exceptionally vibrant color. Measures 8½" H x 5" D.

## ORDER CONFIGURATOR

To order, select one option from each table column to configure the desired shade product catalog code. Then, fill in the boxes below (e.g., Shade #: GS-549). To order compatible pendant(s), use the corresponding specification sheet(s) for the desired compatible *QuantaLight* bare pendant(s).

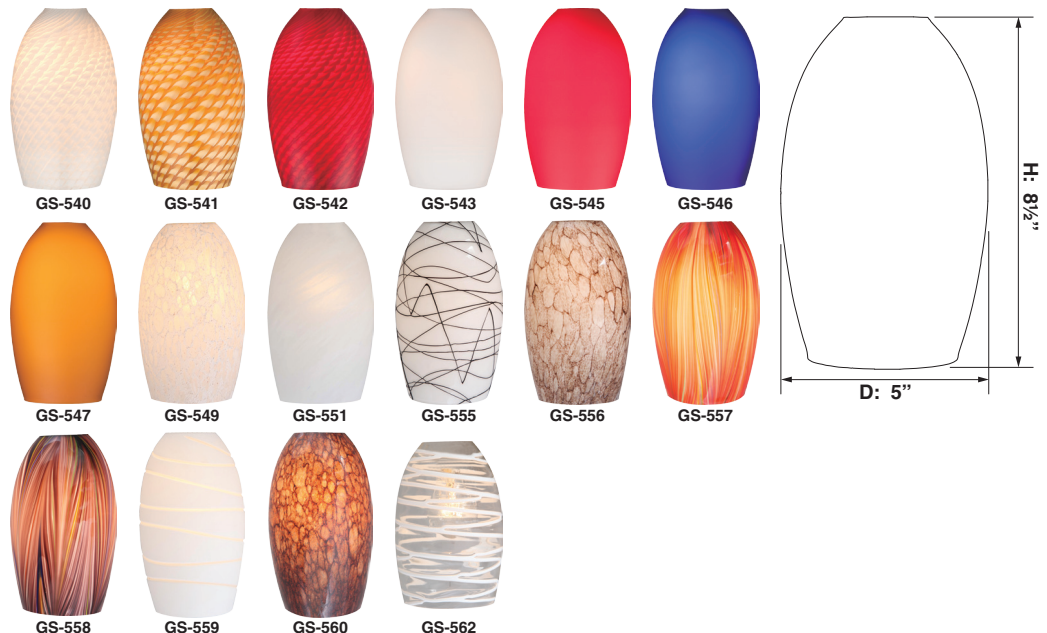
### SHADE #

<b>GS</b>	
-----------	--

SHADE MODEL	STYLE
-------------	-------

- GS
- 540 White Frit Glass
  - 541 Amber Frit Glass
  - 542 Red Frit Glass
  - 543 White Etched Cased Glass
  - 545 Red Etched Cased Glass
  - 546 Blue Etched Cased Glass
  - 547 Amber Etched Cased Glass
  - 549 Eggshell
  - 551 White Alabaster Glass
  - 555 Scribble
  - 556 Dragon Scale
  - 557 Lava
  - 558 Zebra Jasper
  - 559 Light Spiral
  - 560 Ore
  - 562 Whirlwind

### QUICK VIEW







FEATURES **DRY ONLY**

**DIRECTION**

**LIGHT DIRECTION:** Downward

**DIMENSIONS**

6½" H x 10" Dia.

**CONSTRUCTION/COLORS**

**HANDCRAFTED BEEHIVE-SHAPED**

**SHADE:** Clear Glass with Inky Black Swirls

**INSTALLATION**

**BARE PENDANT MOUNTING:**

- Mounts Onto Compatible *QuantaLight* Bare Pendant Pendants (See Below)
- Suitable for Indoor Use Only

**COMPATIBLE PENDANTS**

See Compatible *QuantaLight* Bare Pendant Specification Sheets

- *QuantaLight* 2429-33 Brushed Nickel Integrated LED Mini Pendant
- *QuantaLight* 2421-33 Brushed Nickel Standard Medium Base (E26) Mini Pendant
- *QuantaLight* 2421-79 Antique Bronze Standard Medium Base (E26) Mini Pendant

**COMPLIANCES**

**DRY ONLY DRY LOCATIONS ONLY**

Catalog #:

Type:

Project:

Prepared By:

**AT A GLANCE**

This clear glass beehive shade from the *QuantaLight Mix & Match Series* features a unique ink-in-water effect. Quickly and easily customize the perfect fixture for your project by pairing this shade to a compatible *QuantaLight* bare pendant. Ideal for a variety of applications such as bars, restaurants, kitchen islands, and over dining tables. Beautiful, upscale glass shade is expertly handcrafted by master artisans. Measures 6½" H x 10" D.

**ORDER CONFIGURATOR**

The shade product catalog code is prefilled for your convenience below (e.g., Shade #: GS-533). To order compatible pendant(s), use the corresponding specification sheet(s) for the desired compatible *QuantaLight* bare pendant(s).

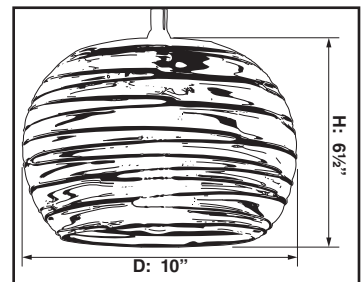

**SHADE #**

<b>GS</b>	<b>553</b>
-----------	------------

<b>SHADE MODEL</b>	<b>STYLE</b>
--------------------	--------------

- GS**     **553** Clear Glass Beehive Shade with Inky Black Swirls

**QUICK VIEW**





**FEATURES** **DRY ONLY**

**DIRECTION**

**LIGHT DIRECTION:** Downward

**DIMENSIONS**

6" H x 4" Dia.

**CONSTRUCTION/COLORS**

**HANDCRAFTED SMALL CYLINDER-SHAPED SHADES:**

Multiple layers diffuse light evenly.

- Etched Cased Glass
  - White
- Frit Glass
  - White
- Sepia Glass

**INSTALLATION**

**BARE PENDANT MOUNTING:**

- Mounts Onto Compatible *QuantaLight* Bare Pendants (See Below)
- Suitable for Indoor Use Only

**COMPATIBLE PENDANTS**

See Compatible *QuantaLight* Bare Pendant Specification Sheets

- *QuantaLight* 2429-33 Brushed Nickel Integrated LED Mini Pendant
- *QuantaLight* 2421-33 Brushed Nickel Standard Medium Base (E26) Mini Pendant
- *QuantaLight* 2421-79 Antique Bronze Standard Medium Base (E26) Mini Pendant

**COMPLIANCES**

**DRY ONLY DRY LOCATIONS ONLY**

Catalog #:

Type:

Project:

Prepared By:

**AT A GLANCE**

These glass cylinder shades from the *QuantaLight Mix & Match Series* feature an assortment of elegant designs. Quickly and easily customize the perfect fixture for your project by pairing any of these shades to a compatible *QuantaLight* bare pendant. Ideal for a variety of applications such as bars, restaurants, kitchen islands, and over dining tables. Beautiful, upscale glass shades are expertly handcrafted by master artisans. Measures 6" H x 4" D.

**ORDER CONFIGURATOR**

To order, select one option from each table column to configure the desired shade product catalog code. Then, fill in the boxes below (e.g., Shade #: GS-792). To order compatible pendant(s), use the corresponding specification sheet(s) for the desired compatible *QuantaLight* bare pendant(s).

**SHADE #**

<b>GS</b>	
-----------	--

SHADE MODEL	STYLE
-------------	-------

- GS
- 791 Etched White Cased Glass
- 792 White Frit Glass
- 793 Sepia Glass


**QUICK VIEW**



GS-791



GS-792



GS-793

