

2783

LED TRACK HEADS

2783

LED LIGHT ENGINE

WATTS/LUMENS:

- **2781:** 17W/1200 lm
- **2782:** 13W/800 lm
- **2783:** 8W/520 lm

CRI/CCT:

80/3000K

BINNING:

3 SDCM

THERMAL MANAGEMENT:

Passive
LIFE (RATED):
50,000 hours based on LED testing
per LM80-08 and projected values
from IESNA TM21-11.

LED:

- **2781:** PAR38 LED Lamp
(17 Watts Max) Included
- **2782:** PAR30 LED Lamp
(13 Watts Max) Included
- **2783:** PAR20 LED Lamp
(8 Watts Max) Included

BASE:

- Medium Base (E26)
- Replaceable PAR LED Light
Engine
 - **2781:** PAR38 (17W Max)
 - **2782:** PAR30 (13W Max)
 - **2783:** PAR20 (8W Max)

OPTICS

BEAM ANGLES:

40°

ADJUSTABLE/HORIZONTAL

AIMING: Up to 90° tilt from vertical
axis and up to 355° rotation around
vertical axis.

DESIGN:

Unique Integral Construction

FINISH/COLORS:

Anodized (Clear)

PRODUCTION PROCESS:

CNC Precision-Spun

MATERIAL:

Specification-Grade
Aluminum Alloy, .060" Thick

CONSTRUCTION

HOUSING:

Die-Formed Fabrication

FINISH/COLORS:

- Powdercoat Paint Colors (3)
 - Black (BK)
 - White (WH)
 - Silver Gray (SL)

DIMENSIONS:

- **2781:** 9½" H x 5" Dia.
(Large Gimbal Ring)
- **2782:** 8" H x 4¼" Dia.
(Medium Gimbal Ring)
- **2783:** 6¾" H x 3½" Dia.
(Small Gimbal Ring)

INSTALLATION

MOUNTING:

- Mounts to 120V AC *QuantaLight*
Track Systems
 - TSQ1:
1-Circuit/1-Neutral (1C1N)
 - TSQ2:
2-Circuit/1-Neutral (2C1N)
- Mounts to 1-Circuit or 2-Circuit
Track System Platforms

ADAPTERS:


Listed Components


DIMMING


INPUT VOLTAGE: 120V at 50/60 Hz
(System Adapter Dependant)

DIMMING: TRIAC/ELV 5% dimmable
on the input primary, line-side circuit
of the track system. Consult dimmer
manufacturer for compatibility and
conditions of use.

COMPLIANCES/WARRANTY

 **cETLus LISTED**

 **ENERGY STAR (CONSULT
FACTORY)**

 **FCC COMPLIANT**

 **5-YEAR LIMITED WARRANTY**

 **RoHS COMPLIANT**

 **ENERGY-EFFICIENT**


 **LED**

 **DRY LOCATIONS ONLY**

TRACK HEAD MODEL	<input checked="" type="checkbox"/> 2783
TRACK ADAPTER	<input checked="" type="checkbox"/> Q2 1C1N & 2C1N (120V)
CCT	<input checked="" type="checkbox"/> 30 3000K
LUMENS	<input checked="" type="checkbox"/> 05 520 lm
OPTICS	<input checked="" type="checkbox"/> 40 40°
FINISH	<input type="checkbox"/> 5 Black (Painted) <input type="checkbox"/> 6 White (Painted) <input type="checkbox"/> 20 Silver Gray (Painted)



**Also Available in Black or Silver Gray*



QWICK COMMERCIAL | TRACK | TRACK LUMINAIRES | TRACK HEADS | LED | 2871 Series (Continued)

2781

LED LIGHT ENGINE

WATTS/LUMENS:

- **2781:** 17W/1200 lm
- **2782:** 13W/800 lm
- **2783:** 8W/520 lm

CR/CCT:

80/3000K

BINNING:

3 SDCM

THERMAL MANAGEMENT:

Passive
LIFE (RATED):
 50,000 hours based on LED testing per LM80-08 and projected values from IESNA TM21-11.

LED:

- **2781:** PAR38 LED Lamp (17 Watts Max) Included
- **2782:** PAR30 LED Lamp (13 Watts Max) Included
- **2783:** PAR20 LED Lamp (8 Watts Max) Included

BASE:

- Medium Base (E26)
- Replaceable PAR LED Light Engine
 - **2781:** PAR38 (17W Max)
 - **2782:** PAR30 (13W Max)
 - **2783:** PAR20 (8W Max)

OPTICS

BEAM ANGLES: 40°

ADJUSTABLE/HORIZONTAL

AIMING: Up to 90° tilt from vertical axis and up to 355° rotation around vertical axis.

DESIGN:

Unique Integral Construction

FINISH/COLORS: Anodized (Clear)

PRODUCTION PROCESS:

CNC Precision-Spun

MATERIAL: Specification-Grade Aluminum Alloy, .060" Thick

CONSTRUCTION

HOUSING:

Die-Formed Fabrication

FINISH/COLORS:

- Powdercoat Paint Colors (3)
 - Black (BK)
 - White (WH)
 - Silver Gray (SL)

DIMENSIONS:

- **2781:** 9½" H x 5" Dia. (Large Gimbal Ring)
- **2782:** 8" H x 4¼" Dia. (Medium Gimbal Ring)
- **2783:** 6¾" H x 3½" Dia. (Small Gimbal Ring)

INSTALLATION

MOUNTING:

- Mounts to 120V AC *QuantaLight* Track Systems
 - TSQ1: 1-Circuit/1-Neutral (1C1N)
 - TSQ2: 2-Circuit/1-Neutral (2C1N)
- Mounts to 1-Circuit or 2-Circuit Track System Platforms

ADAPTERS: Listed Components

DIMMING

INPUT VOLTAGE: 120V at 50/60 Hz (System Adapter Dependant)

DIMMING: TRIAC/ELV 5% dimmable on the input primary, line-side circuit of the track system. Consult dimmer manufacturer for compatibility and conditions of use.

COMPLIANCES/WARRANTY

cETLus LISTED
ENERGY STAR (CONSULT FACTORY)

FCC COMPLIANT
5-YEAR LIMITED WARRANTY
RoHS COMPLIANT

ENERGY-EFFICIENT
LED
DRY LOCATIONS ONLY

TRACK HEAD MODEL	<input checked="" type="checkbox"/> 2781
TRACK ADAPTER	<input checked="" type="checkbox"/> Q2 1C1N & 2C1N (120V)
CCT	<input checked="" type="checkbox"/> 30 3000K
LUMENS	<input checked="" type="checkbox"/> 12 1200 lm
OPTICS	<input checked="" type="checkbox"/> 40 40°
FINISH	<input type="checkbox"/> 5 Black (Painted) <input type="checkbox"/> 6 White (Painted) <input type="checkbox"/> 20 Silver Gray (Painted)



*Also Available in Black or Silver Gray

					1C1N
2C1N					

2782

TRACK HEAD MODEL	<input checked="" type="checkbox"/> 2782
TRACK ADAPTER	<input checked="" type="checkbox"/> Q2 1C1N & 2C1N (120V)
CCT	<input checked="" type="checkbox"/> 30 3000K
LUMENS	<input checked="" type="checkbox"/> 08 800 lm
OPTICS	<input checked="" type="checkbox"/> 40 40°
FINISH	<input type="checkbox"/> 5 Black (Painted) <input type="checkbox"/> 6 White (Painted) <input type="checkbox"/> 20 Silver Gray (Painted)



*Also Available in Black or Silver Gray

					1C1N
2C1N					