


RECESSED
DOWNLIGHT MODEL 8413



cULus

APPLICATIONS

**NEW CONSTRUCTION,
COMMERCIAL, OR RESIDENTIAL:**

- 8400
- 8404
- 8413

COMMERCIAL OR RESIDENTIAL:

- 8401

LIGHT SOURCES

LED/INCANDESCENT

COMPATIBILITY:

- LED (50 Watts Max)
- Incandescent (50 Watts Max)
- Lamps Sold Separately (Refer to Compatible Trims for Compatible Lamp Types and Sizes)

EDISON BASE LAMPHOLDER:

Medium Base (E26)

THERMAL MANAGEMENT: Passive

ADJUSTABLE SOCKET CUP:

Socket cup adjusts vertically.

COMPATIBLE TRIMS

FINISH/COLORS/TRIM:

- See Compatible Trims Below, Page 124, and Page 125

INSTALLATION

CEILING:

- Accommodates Up to 1" Thickness
- 4 1/8" Ceiling Cutout Size
- **8400 or 8401**
 - Non-Type IC: Insulation to Be Kept 3" Away
 - Non Air-Tight
- **8404**
 - Non-Type IC: Insulation to Be Kept 3" Away
 - Air-Tight
- **8413**
 - Type IC: Suitable for Direct Contact with Insulation
 - Air-Tight

MOUNTING:

- **8400, 8404, or 8413**
 - Adjustable Hanger Bars (14" to 24")

J-BOX WIRING:

- **8400, 8404, or 8413**
 - Integral Thru-Branch, 4 In/4 Out
- **8401**
 - Integral Thru-Branch, 2 In/2 Out

COMPLIANCES/WARRANTY

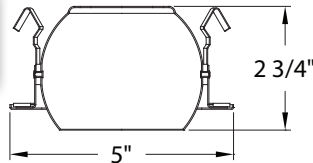
cULus LISTED
SUITABLE FOR DAMP LOCATIONS

LED COMPATIBLE
RECESSED DOWNLIGHT

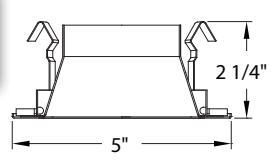
84 SERIES TRIMS (See more trim options on pages 124 & 125.)



8402-6 White Eyeball
5" Outside Diameter
75W PAR16
50W PAR20/R20
40W A19



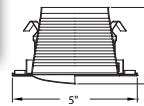
8403-3 Chrome Aluminum Reflector
5" Outside Diameter
75W PAR16
50W PAR20/R20
40W A19



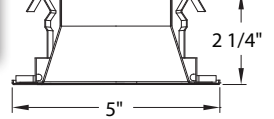
8405-6 White Baffle Wall Wash
5" Outside Diameter
50W PAR20/R20
40W A19



8405-5 Black Baffle Wall Wash
5" Outside Diameter
50W PAR20/R20
40W A19



8406-5 Black Baffle Pinhole
5" Outside Diameter
50W PAR20/R20
40W A19



8407-33 Brushed Nickel Gimbal Ring
5" Outside Diameter
50W PAR20



8407-6 White Gimbal Ring
5" Outside Diameter
50W PAR20



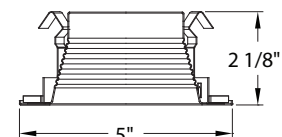
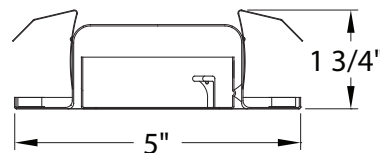
8407-5 Black Gimbal Ring
5" Outside Diameter
50W PAR20



8430-6 White Metal Baffle
5" Outside Diameter
55W PAR16
50W PAR20/R20
40W A19



8430-5 Black Metal Baffle
5" Outside Diameter
55W PAR16
50W PAR20/R20
40W A19



8400/8404

4" DIAMETER INCANDESCENT/LED RECESSED DOWNLIGHT

APPLICATIONS

NEW CONSTRUCTION,

COMMERCIAL, OR RESIDENTIAL:

- 8400
- 8404
- 8413

COMMERCIAL OR RESIDENTIAL:

- 8401

LIGHT SOURCES

LED/INCANDESCENT

COMPATIBILITY:

- LED (50 Watts Max)
- Incandescent (50 Watts Max)
- Lamps Sold Separately (Refer to Compatible Trims for Compatible Lamp Types and Sizes)

EDISON BASE LAMPHOLDER:

Medium Base (E26)

THERMAL MANAGEMENT: Passive

ADJUSTABLE SOCKET CUP:

Socket cup adjusts vertically.

COMPATIBLE TRIMS

FINISH/COLORS/TRIM:

- See Compatible Trims Pages 123 (Next Page), Page 124, and Page 125

INSTALLATION

CEILING:

- Accommodates Up to 1" Thickness
- 4 1/8" Ceiling Cutout Size
- **8400 or 8401**
 - Non-Type IC: Insulation to Be Kept 3" Away
 - Non Air-Tight
- **8404**
 - Non-Type IC: Insulation to Be Kept 3" Away
 - Air-Tight
- **8413**
 - Type IC: Suitable for Direct Contact with Insulation
 - Air-Tight

MOUNTING:

- **8400, 8404, or 8413**
 - Adjustable Hanger Bars (14" to 24")
- **8401**
 - Spring Clips Allow for Fast and Easy Installation

J-BOX WIRING:

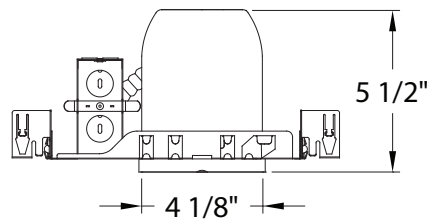
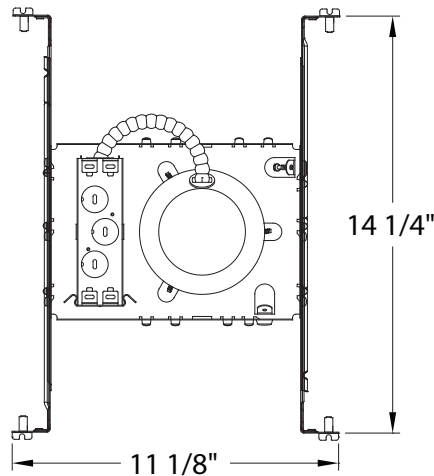
- **8400, 8404, or 8413**
 - Integral Thru-Branch, 4 In/4 Out
- **8401**
 - Integral Thru-Branch, 2 In/2 Out

COMPLIANCES/WARRANTY

- cULus LISTED**
- SUITABLE FOR DAMP LOCATIONS**
- LED COMPATIBLE**
- RECESSED DOWNLIGHT**

RECESSED DOWNLIGHT MODEL 8400 (Non-Air Tight) 8404 (Air Tight)

QUICK VIEW



4" DIAMETER INCANDESCENT/LED RECESSED REMODEL

8401

REMODEL DOWNLIGHT MODEL 8401

QUICK VIEW

