

FEATURES 

APPLICATIONS

REMODEL: COMMERCIAL OR RESIDENTIAL

LIGHT SOURCES

LED & INCANDESCENT COMPATIBILITY:

- LED or Incandescent
 - MR16 Type Lamp/12V/50W Max
- Lamps Sold Separately (Refer to Compatible Trims for Compatible Lamp Types and Sizes)
- BI-PIN SOCKET: GU5.3
- THERMAL MANAGEMENT: Passive
- ADJUSTABLE SOCKET CUP: Socket cup adjusts vertically.

INSTALLATION

- CEILING:
- Accommodates Up to 1" Thickness
- BOX STYLE:
- Non-Type IC:
 - Insulation to Be Kept 3" Away
 - Non Air-Tight
 - 4 3/4" Ceiling Cutout Size
- MOUNTING:
- Remodel
- BOX WIRING:
- Integral Thru-Branch, 2 In/2 Out



Catalog #:

Type:

Project:

Prepared By:

AT A GLANCE

Recessed, fixed-position downlight for remodel applications utilizing standard plenum heights. Aperture of 4 inches. Uses 12-volt LED or Incandescent lamps. Maintenance access from both below and above ceiling.

COMPATIBLE TRIMS

FINISH/COLORS/TRIM:
See Compatible Trims Below

COMPLIANCES/WARRANTY

- cULus LISTED
- SUITABLE FOR DAMP LOCATIONS
- LED COMPATIBLE
- RECESSED DOWNLIGHT

ORDER CONFIGURATOR

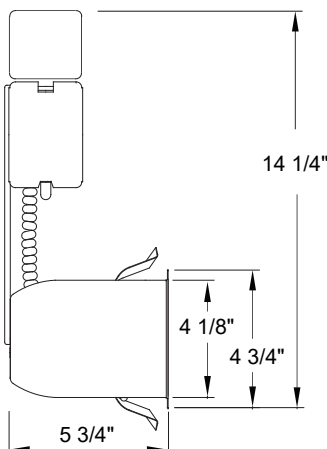
To order, select one option from each table column to configure the desired recessed downlight product catalog code. Then, fill in the boxes below (e.g., Recessed Downlight #: V8404-1). To order compatible reflectors/trims (sold separately), use the separate reflector/trim specification sheet(s).

RECESSED DOWNLIGHT

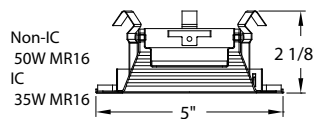
	1
MODEL	VOLTAGE

V8409 (50 Watt Max) 1 120V

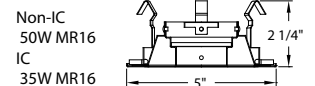
84 SERIES LOW VOLTAGE TRIMS & QUICK VIEWS



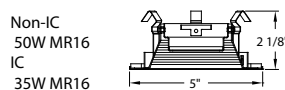
8470-3 Chrome Clear Reflector
4 3/4" Outside Diameter



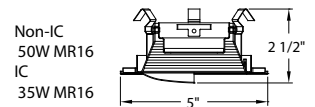
8471-5 Black Baffle Pinhole
4 3/4" Outside Diameter



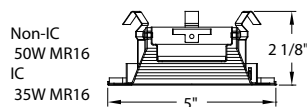
8470-6 White Metal Baffle
4 3/4" Outside Diameter



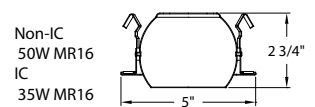
8473-5 Black Baffle Wall Wash
4 3/4" Outside Diameter



8470-5 Black Metal Baffle
4 3/4" Outside Diameter



8472-6 White Eyeball
4 3/4" Outside Diameter



8474-5 White Eyeball
4 3/4" Outside Diameter

