


84 Series Low Voltage (Cont.)

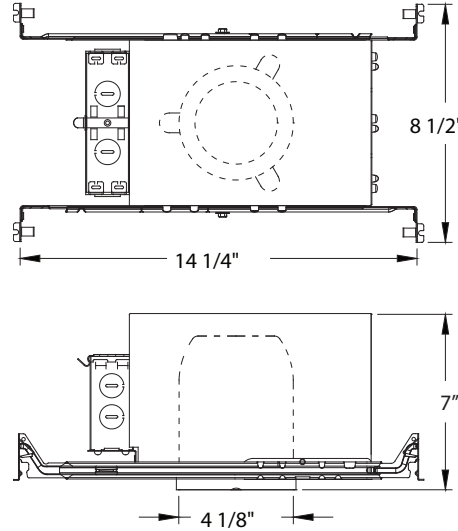
4" DIAMETER INCANDESCENT/LED LOW VOLTAGE RECESSED DOWNLIGHT

8412

RECESSED
DOWNLIGHT MODEL 8412



QUICK VIEW



APPLICATIONS

**NEW CONSTRUCTION,
COMMERCIAL, OR RESIDENTIAL:**

- 8408
- 8412

COMMERCIAL OR RESIDENTIAL:

- 8409

LIGHT SOURCES

LED/INCANDESCENT

COMPATIBILITY:

- LED
 - **8408 or 8409:** 50 Watts Max
 - **8412:** 35 Watts Max
- Incandescent
 - **8408 or 8409:** 50 Watts Max
 - **8412:** 35 Watts Max
- Lamps Sold Separately (Refer to Compatible Trims for Compatible Lamp Types and Sizes)

BI-PIN SOCKET: GU5.3

THERMAL MANAGEMENT: Passive

ADJUSTABLE SOCKET CUP:

Socket cup adjusts vertically.

COMPATIBLE TRIMS

FINISH/COLORS/TRIM:

- See Compatible Trims Below

INSTALLATION

CEILING:

- Accommodates Up to 1" Thickness
- **8408**
 - Non-Type IC: Insulation to Be Kept 3" Away
 - Non Air-Tight
 - 4 1/8" Ceiling Cutout Size
- **8409**
 - Non-Type IC: Insulation to Be Kept 3" Away
 - Non Air-Tight
 - 4 3/4" Ceiling Cutout Size
- **8412**
 - Type IC: Suitable for Direct Contact with Insulation
 - Air-Tight
 - 4 1/8" Ceiling Cutout Size

MOUNTING:

- **8408 or 8412**
 - Adjustable Hanger Bars (14" to 24")
- **8409**
 - Integral Thru-Branch, 2 In/2 Out

J-BOX WIRING:

- **8408 or 8412**
 - Integral Thru-Branch, 4 In/4 Out
- **8409**
 - Integral Thru-Branch, 2 In/2 Out

COMPLIANCES/WARRANTY

- cULus LISTED**
- SUITABLE FOR DAMP LOCATIONS**
- LED COMPATIBLE**
- RECESSED DOWNLIGHT**

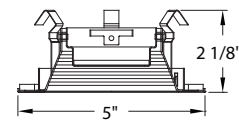
84 SERIES LOW VOLTAGE TRIMS

QUICK VIEW




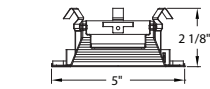
8470-3 Chrome Clear Reflector
4 3/4" Outside Diameter

Non-IC 50W MR16
IC 35W MR16




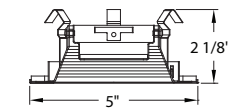
8470-6 White Metal Baffle
4 3/4" Outside Diameter

Non-IC 50W MR16
IC 35W MR16



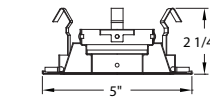
8470-5 Black Metal Baffle
4 3/4" Outside Diameter

Non-IC 50W MR16
IC 35W MR16



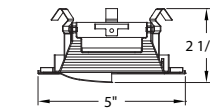
8471-5 Black Baffle Pinhole
4 3/4" Outside Diameter

Non-IC 50W MR16
IC 35W MR16



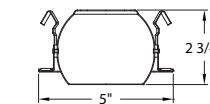
8473-5 Black Baffle Wall Wash
4 3/4" Outside Diameter

Non-IC 50W MR16
IC 35W MR16



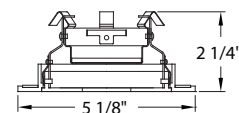
8472-6 White Eyeball
4 3/4" Outside Diameter

Non-IC 50W MR16
IC 35W MR16



8474-5 White Eyeball
4 3/4" Outside Diameter

Non-IC 50W MR16
IC 35W MR16



APPLICATIONS

NEW CONSTRUCTION,

COMMERCIAL, OR RESIDENTIAL:

- 8408
- 8412

COMMERCIAL OR RESIDENTIAL:

- 8409

LIGHT SOURCES

LED/INCANDESCENT

COMPATIBILITY:

- LED
 - 8408 or 8409: 50 Watts Max
 - 8412: 35 Watts Max
- Incandescent
 - 8408 or 8409: 50 Watts Max
 - 8412: 35 Watts Max
- Lamps Sold Separately (Refer to Compatible Trims for Compatible Lamp Types and Sizes)

BI-PIN SOCKET: GU5.3

THERMAL MANAGEMENT: Passive

ADJUSTABLE SOCKET CUP:

Socket cup adjusts vertically.

COMPATIBLE TRIMS

FINISH/COLORS/TRIM:

- See Compatible Trims Page 127 (Next Page)

INSTALLATION

CEILING:

- Accommodates Up to 1" Thickness
- 8408
 - Non-Type IC: Insulation to Be Kept 3" Away
 - Non Air-Tight
 - 4 1/8" Ceiling Cutout Size
- 8409
 - Non-Type IC: Insulation to Be Kept 3" Away
 - Non Air-Tight
 - 4 3/4" Ceiling Cutout Size
- 8412
 - Type IC: Suitable for Direct Contact with Insulation
 - Air-Tight
 - 4 1/8" Ceiling Cutout Size

MOUNTING:

- 8408 or 8412
 - Adjustable Hanger Bars (14" to 24")
- 8409
 - Spring Clips Allow for Fast and Easy Installation

J-BOX WIRING:

- 8408 or 8412
 - Integral Thru-Branch, 4 In/4 Out
- 8409
 - Integral Thru-Branch, 2 In/2 Out


COMPLIANCES/WARRANTY

- cULus LISTED
- SUITABLE FOR DAMP LOCATIONS
- LED COMPATIBLE
- RECESSED DOWNLIGHT


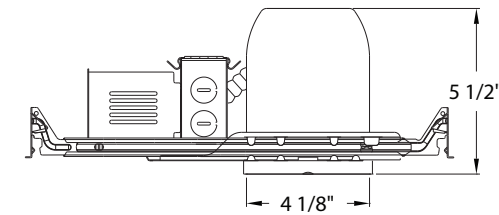
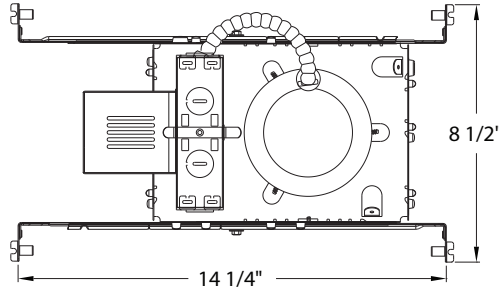
4" DIAMETER INCANDESCENT/LED LOW VOLTAGE RECESSED DOWNLIGHT

8408

RECESSED
DOWNLIGHT MODEL 8408



QUICK VIEW



4" DIAMETER INCANDESCENT/LED LOW VOLTAGE RECESSED REMODEL

8409

REMODEL
DOWNLIGHT MODEL 8409



QUICK VIEW

