

QuantaLight™ GS-300s/10s

SPECIFICATION SHEET GLASS TUBE CYLINDER SHADES

MIX & MATCH SERIES

FEATURES

DRY
ONLY

DIRECTION

LIGHT DIRECTION: Downward

DIMENSIONS

8" H x 3" Dia.

CONSTRUCTION/COLORS

HANDCRAFTED CYLINDER-SHAPED

SHADES: Frit and etched cased glass shades have multiple layers and diffuse light evenly for exceptionally vibrant color.

- Clear Glass
- Frit Glass
 - Amber
 - Red
- Etched Cased Glass
 - Red
 - Blue

INSTALLATION

BARE PENDANT MOUNTING:

- Mounts Onto Compatible *QuantaLight* Bare Pendants (See Below)
- Suitable for Indoor Use Only

COMPATIBLE PENDANTS


See Compatible *QuantaLight* Bare Pendant Specification Sheets

- *QuantaLight* 2429-33 Brushed Nickel Integrated LED Mini Pendant
- *QuantaLight* 2421-33 Brushed Nickel Standard Medium Base (E26) Mini Pendant
- *QuantaLight* 2421-79 Antique Bronze Standard Medium Base (E26) Mini Pendant

COMPLIANCES

DRY
ONLY

DRY LOCATIONS ONLY



Catalog #:

Type:

Project:

Prepared By:

AT A GLANCE

These glass tube cylinder shades from the *QuantaLight Mix & Match Series* feature an assortment of stylish designs. Quickly and easily customize the perfect fixture for your project by pairing any of these shades to a compatible *QuantaLight* bare pendant. Ideal for a variety of applications such as bars, restaurants, kitchen islands, and over dining tables. Beautiful, upscale glass shades are expertly handcrafted with multiple layers by master artisans for exceptionally vibrant color. Measures 8" H x 3" D.

ORDER CONFIGURATOR

To order, select one option from each table column to configure the desired shade product catalog code. Then, fill in the boxes below (e.g., Shade #: GS-310). To order compatible pendant(s), use the corresponding specification sheet(s) for the desired compatible *QuantaLight* bare pendant(s).


SHADE

GS	
----	--

SHADE MODEL	STYLE
-------------	-------

- ☒ GS
- ☐ 307 Clear Glass
 - ☐ 309 Amber Frit Glass
 - ☐ 310 Red Frit Glass
 - ☐ 313 Red Etched Cased Glass
 - ☐ 315 Blue Etched Cased Glass
 - ☐ 317 Amber Etched Cased Glass

QUICK VIEW



FEATURES     **DRY ONLY**

LED LIGHT ENGINE

LIGHT DIRECTION: Downward
LIGHT SOURCE: One Integrated LED
WATTS PER LED: 9W
TOTAL WATTAGE: 9W
LUMENS PER LED: 850 lm
TOTAL LUMENS: 850 lm
CRI: 80
COLOR TEMPERATURE: 2700K
LIFE (RATED): 50,000 Hours
VOLTAGE: 120V

DIMMING

DIMMING: Not Dimmable

OPTICS

NONE (BARE LED)

CONSTRUCTION

FIXTURE MATERIAL: Steel
HEAT SINK: Aluminum
HEAT SINK PRODUCTION PROCESS:
 CNC Precision-Spun

DIMENSIONS

3 1/8" H x 2 3/8" Dia.

COLORS/FINISHES

FINISH: Beautifully and evenly finished with brushed nickel. Feel at ease with nickel's lasting quality and stunning appearance, brushed to perfect symmetry by skilled craftsmen. High-quality nickel provides durability and an attractive gleam.
ELECTRICAL CORD: Clear with Silver Wire

COMPATIBLE SHADES

See Compatible *QuantaLight Mix & Match Series* Specification Sheets

- 0020 Fabric Drum Shades
- 0025 Large Fabric Cylinder Shades
- 0027 Extra Large Fabric Cylinder Shades
- 0053-6 Acrylic Cylinder Shade
- GS-230s/500s/780 Glass Dome Shades
- GS-300s/10s Glass Tube Cylinder Shades
- GS-540s/50s/60s Glass Vase Shades
- GS-553 Glass Beehive Shade
- GS-790s Glass Cylinder Shades

INSTALLATION

CEILING SURFACE MOUNTING:

- 10 ft. Adjustable Electrical Cord
- Mounting Canopy and Hardware Included
- Mounts Onto Standard Ceiling J-Box
- Suitable for Indoor Use Only

FEATURES

-  **INTEGRATED LED**
-  **ENERGY-EFFICIENT**

COMPLIANCES

-  **UL LISTED**
- DRY LOCATIONS ONLY**

WARRANTY

-  **5-YEAR LIMITED LED WARRANTY**



Catalog #:

Type:

Project:

Prepared By:

AT A GLANCE

Bare integrated LED mini pendant features an extensive selection of shades (sold separately). Quickly and easily customize the perfect fixture for your project by pairing to any compatible *QuantaLight Mix & Match* shade. Ideal for a variety of applications such as bars, restaurants, kitchen islands, and over dining tables. Finished in a beautiful contemporary brushed nickel.

Feel confident with this quality product. Integrated LED includes a 5-year limited warranty.

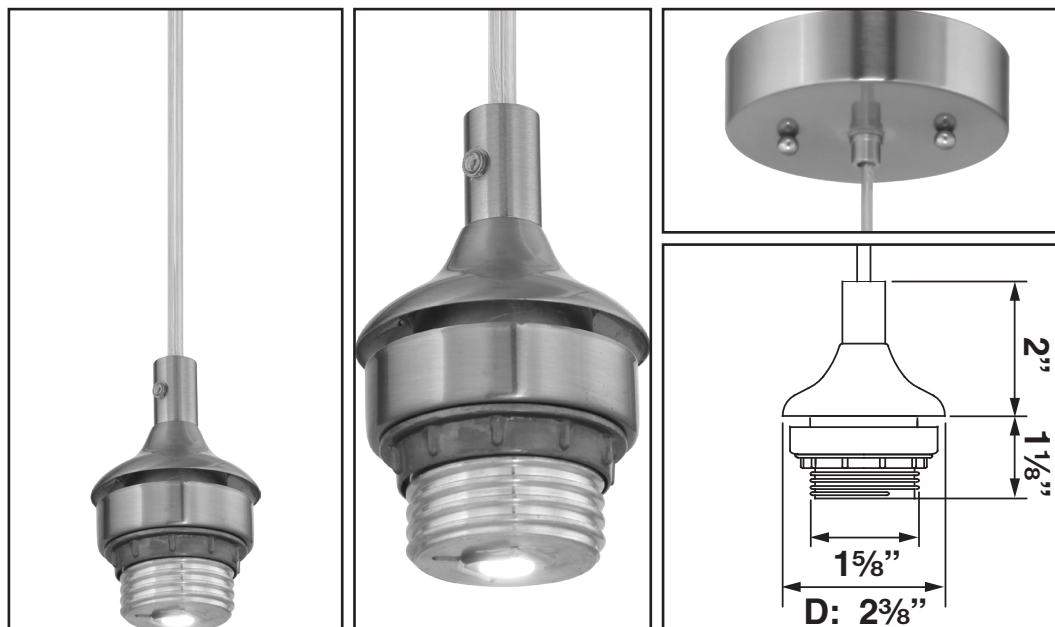
ORDER CONFIGURATOR

The pendant product catalog code is prefilled for your convenience below (e.g., Pendant #: 2429-33). To order compatible *QuantaLight Mix & Match* pendant shades, use the corresponding specification sheet(s) for the desired compatible *QuantaLight Mix & Match Series*.

PENDANT

2429	33
PENDANT MODEL	FINISH
<input checked="" type="checkbox"/> 2429	<input checked="" type="checkbox"/> 33 Brushed Nickel

QUICK VIEW



FEATURES   **DRY ONLY**

ELECTRICAL

LIGHT DIRECTION: Downward
LAMPING: One LED or Incandescent Lamp (Sold Separately)
WATTS PER LAMP: 75W Max
TOTAL WATTAGE: 75W Max
LAMP BASE: Medium Base (E26)
VOLTAGE: 120V

DIMMING

DIMMING: Dimmable (Lamp Dependent)

OPTICS

NONE (BARE LED)

CONSTRUCTION

FIXTURE MATERIAL: Steel

DIMENSIONS

3 1/8" H x 2 3/8" Dia.

COLORS/FINISHES

FINISH: Beautifully and evenly finished with brushed nickel. Feel at ease with nickel's lasting quality and stunning appearance, brushed to perfect symmetry by skilled craftsmen. High-quality nickel provides durability and an attractive gleam.
ELECTRICAL CORD: Clear with Silver Wire

INSTALLATION

CEILING SURFACE MOUNTING:

- 10 ft. Adjustable Electrical Cord
- Mounting Canopy and Hardware Included
- Mounts Onto Standard Ceiling J-Box
- Suitable for Indoor Use Only

COMPATIBLE SHADES

See Compatible *QuantaLight Mix & Match Series* Specification Sheets

- 0020 Fabric Drum Shades
- 0025 Large Fabric Cylinder Shades
- 0027 Extra Large Fabric Cylinder Shades
- 0053-6 Acrylic Cylinder Shade
- GS-230s/500s/780 Glass Dome Shades
- GS-300s/10s Glass Tube Cylinder Shades
- GS-540s/50s/60s Glass Vase Shades
- GS-553 Glass Beehive Shade
- GS-790s Glass Cylinder Shades

COMPLIANCES

 **cULus LISTED**
DRY LOCATIONS ONLY

WARRANTY

 **1-YEAR LIMITED WARRANTY**



Catalog #:

Type:

Project:

Prepared By:

AT A GLANCE

Bare mini pendant features an extensive selection of shades (sold separately). Quickly and easily customize the perfect fixture for your project by pairing to any compatible *QuantaLight Mix & Match* shade. Ideal for a variety of applications such as bars, restaurants, kitchen islands, and over dining tables. Finished in a beautiful contemporary brushed nickel.

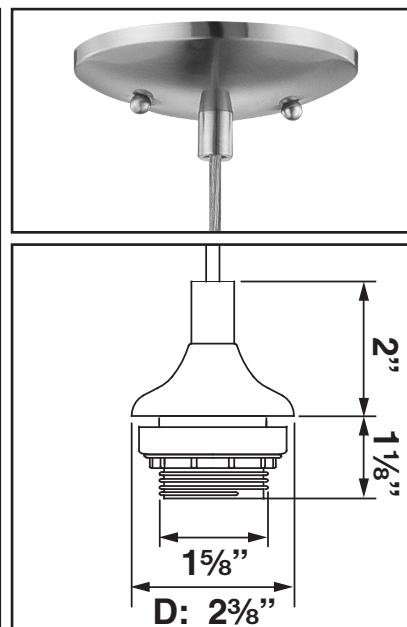

ORDER CONFIGURATOR

The pendant product catalog code is prefilled for your convenience below (e.g., Pendant #: 2421-33). To order compatible *QuantaLight Mix & Match* pendant shades, use the corresponding specification sheet(s) for the desired compatible *QuantaLight Mix & Match Series*.

PENDANT

2421	33
PENDANT MODEL	FINISH
<input checked="" type="checkbox"/> 2421	<input checked="" type="checkbox"/> 33 Brushed Nickel

QUICK VIEW



FEATURES   **DRY ONLY**

ELECTRICAL

LIGHT DIRECTION: Downward

LAMPING: One LED or Incandescent Lamp (Sold Separately)

WATTS PER LAMP: 75W Max

TOTAL WATTAGE: 75W Max

LAMP BASE: Medium Base (E26)

VOLTAGE: 120V

DIMMING

DIMMING: Dimmable (Lamp Dependent)

OPTICS

NONE (BARE LED)

CONSTRUCTION

FIXTURE MATERIAL: Steel

DIMENSIONS

3 1/8" H x 2 3/8" Dia.

COLORS/FINISHES

FINISH: Antique Bronze

ELECTRICAL CORD: Clear with Silver Wire

COMPATIBLE SHADES

See Compatible *QuantaLight Mix & Match Series* Specification Sheets

- 0020 Fabric Drum Shades
- 0025 Large Fabric Cylinder Shades
- 0027 Extra Large Fabric Cylinder Shades
- 0053-6 Acrylic Cylinder Shade
- GS-230s/500s/780 Glass Dome Shades
- GS-300s/10s Glass Tube Cylinder Shades
- GS-540s/50s/60s Glass Vase Shades
- GS-553 Glass Beehive Shade
- GS-790s Glass Cylinder Shades

INSTALLATION

CEILING SURFACE MOUNTING:

- 10 ft. Adjustable Electrical Cord
- Mounting Canopy and Hardware Included
- Mounts Onto Standard Ceiling J-Box
- Suitable for Indoor Use Only

COMPLIANCES

 **cULus LISTED**
DRY LOCATIONS ONLY

WARRANTY

 **1-YEAR LIMITED WARRANTY**



Catalog #:

Type:

Project:

Prepared By:

AT A GLANCE

Bare mini pendant features an extensive selection of shades (sold separately). Quickly and easily customize the perfect fixture for your project by pairing to any compatible *QuantaLight Mix & Match* shade. Ideal for a variety of applications such as bars, restaurants, kitchen islands, and over dining tables. Finished in a beautiful contemporary antique bronze.

ORDER CONFIGURATOR

The pendant product catalog code is prefilled for your convenience below (e.g., Pendant #: 2421-79). To order compatible *QuantaLight Mix & Match* pendant shades, use the corresponding specification sheet(s) for the desired compatible *QuantaLight Mix & Match Series*.

PENDANT

2421	79
PENDANT MODEL	FINISH

☒ 2421 ☒ 79 Antique Bronze

QUICK VIEW

