


# TSQ1 Connectors & Accessories


QLUXE SPECIFICATION-GRADE | ARCHITECTURAL | TRACK | TRACK SYSTEMS | 1-CIRCUIT/1-NEUTRAL | 120V | TSQ1 Connectors & Accessories

Q2712



STRAIGHT CONNECTOR

Q2713




"L" CONNECTOR (90°)

Q2714



LIVE END J-BOX FEED

Q2715



"T" CONNECTOR

Q2716



"X" CONNECTOR

Q2717




FLOATING CANOPY

Q2718



MONOPOINT CANOPY

Q2719



FLEXIBLE CONNECTOR

Q2721



T-BAR CLIP

Q2722



LIVE END CONNECTOR

Q2723



PENDANT TRACK ADAPTER

Q2724



MINI JOINER

Q2791-2794



EXTENSION WAND  
(12"/18"/24"/36"/48")

QCL1LF




CURRENT LIMITER IN-LINE FEED

QCL1EF



CURRENT LIMITER END FEED

Q18 / Q36 / Q48



PENDANT KIT (18" / 36" / 48" STEEL STEM)

Q2701




DEAD END

Q2702



PENDANT ASSEMBLY KIT

Q2704



OUTLET BOX COVER

Q2705



WIREWAY COVER FOR PENDANT ASSEMBLY KIT

CB120 / CB300 / CB600 / CB960 / CB1200



CIRCUIT BREAKER (120W / 300W / 600W / 960W / 1200W)

### ELECTRICAL

**ELECTRICAL CAPACITY:** 20 Amps

**POLARITY/GROUND:**

Completely polarized and grounded.

**POLARITY GROOVE:**

Grooved track side indicates polarity. Use to ensure electrical installation meets NEC codes and standards.

**MOUNTING:** Ceiling mounting recommended. Consult factory for alternate mounting configurations.

### INSTALLATION

**LINEAR/GRID CONFIGURATIONS:**

May be installed in linear or grid configurations.

**FIELD-CUTTABLE TRACK SECTIONS:**

Track sections are field cuttable.

### COMPLIANCES/WARRANTY

**cULus LISTED**

**TITLE 24:** Current limiting feeds approved by the California Energy Commission to meet the requirements of Title 24. Current limiting feeds comply with ASHRAE90.1 and IECC Section 805.5.1.4 for track current limiting.

**5-YEAR LIMITED WARRANTY**

**RoHS COMPLIANT**  
**DRY LOCATIONS ONLY**

\*TSQ1 Track Systems, Connectors, & Accessories  
Also Available in Black or Silver Gray



**TRACK SYSTEM MODEL**

TSQ1

**LENGTH**

- Q2 2 Ft.
- Q4 4 Ft.
- Q6 6 Ft.
- Q8 8 Ft.

**FINISH**

- 5 Black (Painted)
- 6 White (Painted)
- 20 Silver Gray (Painted)

**VOLTAGE**

1 120V

**CONNECTORS (SOLD SEPARATELY)**

- Q2712 Straight Connector
- Q2713 "L" Connector (90°)
- Q2714 Live End J-Box Feed
- Q2715 "T" Connector
- Q2716 "X" Connector
- Q2717 Floating Canopy
- Q2718 Monopoint Canopy
- Q2719 Flexible Connector
- Q2721 T-Bar Clip
- Q2722 Live End Connector
- Q2723 Pendant Track Adapter
- Q2724 Mini Joiner
- Q2791 12" Extension Wand
- Q2795 18" Extension Wand
- Q2792 24" Extension Wand
- Q2793 36" Extension Wand
- Q2794 48" Extension Wand

QCL1LF  
Current Limiter In-Line Feed  
(If  QCL1LF, select **Circuit Breaker 1**  CB1200 and a **Circuit Breaker 2**.)

QCL1EF  
Current Limiter End Feed  
(If  QCL1EF, select **Circuit Breaker 1**  CB1200 and a **Circuit Breaker 2**.)

**CIRCUIT BREAKER 1**

CB1200  
1200W Circuit Breaker (10A at 120V)

**CIRCUIT BREAKER 2**

- CB120 120W Circuit Breaker (1A at 120V)
- CB300 300W Circuit Breaker (2.5A at 120V)
- CB600 600W Circuit Breaker (5A at 120V)
- CB960 960W Circuit Breaker (8A at 120V)
- CB1200 1200W Circuit Breaker (10A at 120V)

**ACCESSORIES (SOLD SEPARATELY)**

- Q18 Pendant Kit (18" Steel Stem)
- Q36 Pendant Kit (36" Steel Stem)
- Q48 Pendant Kit (48" Steel Stem)
- Q2701 Dead End
- Q2702 Pendant Assembly Kit
- Q2704 Outlet Box Cover
- Q2705 Wireway Cover for Pendant Assembly Kit

### QUICK VIEW

