


TSQ1 Connectors & Accessories


QLUXE SPECIFICATION-GRADE | ARCHITECTURAL | TRACK | TRACK SYSTEMS | 1-CIRCUIT/1-NEUTRAL | 120V | TSQ1 Connectors & Accessories

Q2712



STRAIGHT CONNECTOR

Q2713




"L" CONNECTOR (90°)

Q2714



LIVE END J-BOX FEED

Q2715



"T" CONNECTOR

Q2716



"X" CONNECTOR

Q2717



FLOATING CANOPY

Q2718



MONOPOINT CANOPY

Q2719



FLEXIBLE CONNECTOR

Q2721



T-BAR CLIP

Q2722



LIVE END CONNECTOR

Q2723



PENDANT TRACK ADAPTER

Q2724



MINI JOINER

Q2791-2794



EXTENSION WAND
(12"/18"/24"/36"/48")

QCL1LF




CURRENT LIMITER IN-LINE FEED

QCL1EF



CURRENT LIMITER END FEED

Q18 / Q36 / Q48



PENDANT KIT (18" / 36" / 48" STEEL STEM)

Q2701




DEAD END

Q2702



PENDANT ASSEMBLY KIT

Q2704



OUTLET BOX COVER

Q2705



WIREWAY COVER FOR PENDANT ASSEMBLY KIT

CB120 / CB300 / CB600 / CB960 / CB1200



CIRCUIT BREAKER (120W / 300W / 600W / 960W / 1200W)

ELECTRICAL

ELECTRICAL CAPACITY: 20 Amps

POLARITY/GROUND:

Completely polarized and grounded.

POLARITY GROOVE:

Grooved track side indicates polarity.

Use to ensure electrical installation meets NEC codes and standards.

MOUNTING: Ceiling mounting recommended. Consult factory for alternate mounting configurations.

INSTALLATION

LINEAR/GRID CONFIGURATIONS:

May be installed in linear or grid configurations.

FIELD-CUTTABLE TRACK SECTIONS:

Track sections are field cuttable.

COMPLIANCES/WARRANTY

cULus LISTED

TITLE 24: Current limiting feeds approved by the California Energy Commission to meet the requirements of Title 24. Current limiting feeds comply with ASHRAE90.1 and IECC Section 805.5.1.4 for track current limiting.

5-YEAR LIMITED WARRANTY

RoHS COMPLIANT
DRY LOCATIONS ONLY

**TSQ1 Track Systems, Connectors, & Accessories
Also Available in Black or Silver Gray*



TRACK SYSTEM MODEL

TSQ1

LENGTH

- Q2** 2 Ft.
- Q4** 4 Ft.
- Q6** 6 Ft.
- Q8** 8 Ft.

FINISH

- 5** Black (Painted)
- 6** White (Painted)
- 20** Silver Gray (Painted)

VOLTAGE

1 120V

CONNECTORS (SOLD SEPARATELY)

- Q2712** Straight Connector
- Q2713** "L" Connector (90°)
- Q2714** Live End J-Box Feed
- Q2715** "T" Connector
- Q2716** "X" Connector
- Q2717** Floating Canopy
- Q2718** Monopoint Canopy
- Q2719** Flexible Connector
- Q2721** T-Bar Clip
- Q2722** Live End Connector
- Q2723** Pendant Track Adapter
- Q2724** Mini Joiner
- Q2791** 12" Extension Wand
- Q2795** 18" Extension Wand
- Q2792** 24" Extension Wand
- Q2793** 36" Extension Wand
- Q2794** 48" Extension Wand

CURRENT LIMITERS (SOLD SEPARATELY)

- QCL1LF** Current Limiter In-Line Feed (If **QCL1LF**, select one Circuit Breaker for single circuit operation. Optionally, select a second Circuit Breaker for two circuit operation.)
- QCL1EF** Current Limiter End Feed (If **QCL1EF**, select a Circuit Breaker.)

CIRCUIT BREAKERS

- CB120** 120W Circuit Breaker (1A at 120V)
- CB300** 300W Circuit Breaker (2.5A at 120V)
- CB600** 600W Circuit Breaker (5A at 120V)
- CB960** 960W Circuit Breaker (8A at 120V)
- CB1200** 1200W Circuit Breaker (10A at 120V)

ACCESSORIES (SOLD SEPARATELY)

- Q18** Pendant Kit (18" Steel Stem)
- Q36** Pendant Kit (36" Steel Stem)
- Q48** Pendant Kit (48" Steel Stem)
- Q2701** Dead End
- Q2702** Pendant Assembly Kit
- Q2704** Outlet Box Cover
- Q2705** Wireway Cover for Pendant Assembly Kit



QUICK VIEW

