



TSQ1 Connectors & Accessories

Q2712



STRAIGHT CONNECTOR

Q2713




"L" CONNECTOR (90°)

Q2714



LIVE END J-BOX FEED

Q2715



"T" CONNECTOR

Q2716



"X" CONNECTOR

Q2717




FLOATING CANOPY

Q2718



MONOPOINT CANOPY

Q2719



FLEXIBLE CONNECTOR

Q2721



T-BAR CLIP

Q2722



LIVE END CONNECTOR

Q2723



**PENDANT
TRACK ADAPTER**

Q2724



MINI JOINER

Q2791-2794



**EXTENSION
WAND
(12"/18"/24"/36"/48")**

QCL1LF




**CURRENT LIMITER
IN-LINE FEED**

QCL1EF



**CURRENT LIMITER
END FEED**

Q18 / Q36 / Q48




**PENDANT KIT
(18" / 36" / 48" STEEL
STEM)**

Q2701




DEAD END

Q2702



PENDANT ASSEMBLY KIT

Q2704



OUTLET BOX COVER

Q2705



**WIREWAY COVER FOR
PENDANT ASSEMBLY KIT**

CB120 / CB300 / CB600 / CB960
/ CB1200



**CIRCUIT BREAKER
(120W / 300W / 600W / 960W /
1200W)**

ELECTRICAL

ELECTRICAL CAPACITY: 20 Amps

POLARITY/GROUND:

Completely polarized and grounded.

POLARITY GROOVE:

Grooved track side indicates polarity.

Use to ensure electrical installation meets NEC codes and standards.

MOUNTING:

Ceiling mounting recommended. Consult factory for alternate mounting configurations.

INSTALLATION

LINEAR/GRID CONFIGURATIONS:

May be installed in linear or grid configurations.

FIELD-CUTTABLE TRACK SECTIONS:

Track sections are field cuttable.

COMPLIANCES/WARRANTY

cULus LISTED

TITLE 24: Current limiting feeds approved by the California Energy Commission to meet the requirements of Title 24. Current limiting feeds comply with ASHRAE90.1 and IECC Section 805.5.1.4 for track current limiting.

5-YEAR LIMITED WARRANTY

RoHS COMPLIANT

DRY LOCATIONS ONLY



TSQ1

1-CIRCUIT/1-NEUTRAL 120V TRACK SYSTEM

**TSQ1 Track Systems, Connectors, & Accessories
Also Available in Black or Silver Gray*



TRACK SYSTEM

MODEL

☒ **TSQ1**

LENGTH

- ☐ **02** 2 Ft.
☐ **04** 4 Ft.
☐ **06** 6 Ft.
☐ **08** 8 Ft.

FINISH

- ☐ **5** Black (Painted)
☐ **6** White (Painted)
☐ **20** Silver Gray (Painted)

VOLTAGE

☒ **1** 120V

CONNECTORS

(SOLD SEPARATELY)

- ☐ **Q2712** Straight Connector
☐ **Q2713** "L" Connector (90°)
☐ **Q2714** Live End J-Box Feed
☐ **Q2715** "T" Connector
☐ **Q2716** "X" Connector
☐ **Q2717** Floating Canopy
☐ **Q2718** Monopoint Canopy
☐ **Q2719** Flexible Connector
☐ **Q2721** T-Bar Clip
☐ **Q2722** Live End Connector
☐ **Q2723** Pendant Track Adapter
☐ **Q2724** Mini Joiner
- ☐ **Q2791** 12" Extension Wand
☐ **Q2795** 18" Extension Wand
☐ **Q2792** 24" Extension Wand
☐ **Q2793** 36" Extension Wand
☐ **Q2794** 48" Extension Wand

CURRENT LIMITERS

(SOLD SEPARATELY)

- ☐ **QCL1LF**
Current Limiter In-Line Feed (If ☒ **QCL1LF**, select one Circuit Breaker for single circuit operation. Optionally, select a second Circuit Breaker for two circuit operation.)
- ☐ **QCL1EF**
Current Limiter End Feed (If ☒ **QCL1EF**, select a Circuit Breaker.)

CIRCUIT BREAKERS

- ☐ **CB120** 120W Circuit Breaker (1A at 120V)
☐ **CB300** 300W Circuit Breaker (2.5A at 120V)
☐ **CB600** 600W Circuit Breaker (5A at 120V)
☐ **CB960** 960W Circuit Breaker (8A at 120V)
☐ **CB1200** 1200W Circuit Breaker (10A at 120V)

ACCESSORIES

(SOLD SEPARATELY)

- ☐ **Q18** Pendant Kit (18" Steel Stem)
☐ **Q36** Pendant Kit (36" Steel Stem)
☐ **Q48** Pendant Kit (48" Steel Stem)
☐ **Q2701** Dead End
☐ **Q2702** Pendant Assembly Kit
☐ **Q2704** Outlet Box Cover
☐ **Q2705** Wireway Cover for Pendant Assembly Kit

QUICK VIEW

