

FEATURES        

### LED LIGHT ENGINE

**WATTS/LUMENS:** 40W/2690 lm  
**CRI/CCT:** 80/3000K  
**BINNING:** 3 SDCM  
**THERMAL MANAGEMENT:** Passive  
**LIFE (RATED):** 50,000 hours based on LED testing per LM80-08 and projected values from IESNA TM21-11.

### OPTICS

**BEAM ANGLES:** Wide Flood  
**ADJUSTABLE/LOCKABLE HORIZONTAL AIMING:** Up to 90° tilt from vertical axis and up to 355° rotation around vertical axis. Screw-in side knobs allow for lockable 180° horizontal aiming in lowest position.  
**DESIGN:** Unique Integral Construction  
**FINISH/COLORS:** Anodized (Clear)  
**PRODUCTION PROCESS:** CNC Precision-Spun  
**MATERIAL:** Specification-Grade Aluminum Alloy, .060" Thick

### INSTALLATION

**MOUNTING:**









- Mounts to 120V AC *QuantaLight* Track Systems
  - TSQ1: 1-Circuit/1-Neutral (1C1N)
  - TSQ2: 2-Circuit/1-Neutral (2C1N)
  - TEK4: 2-Circuit/2-Neutral (2C2N)
- Mounts to 1-Circuit or 2-Circuit Track System Platforms and Canopies

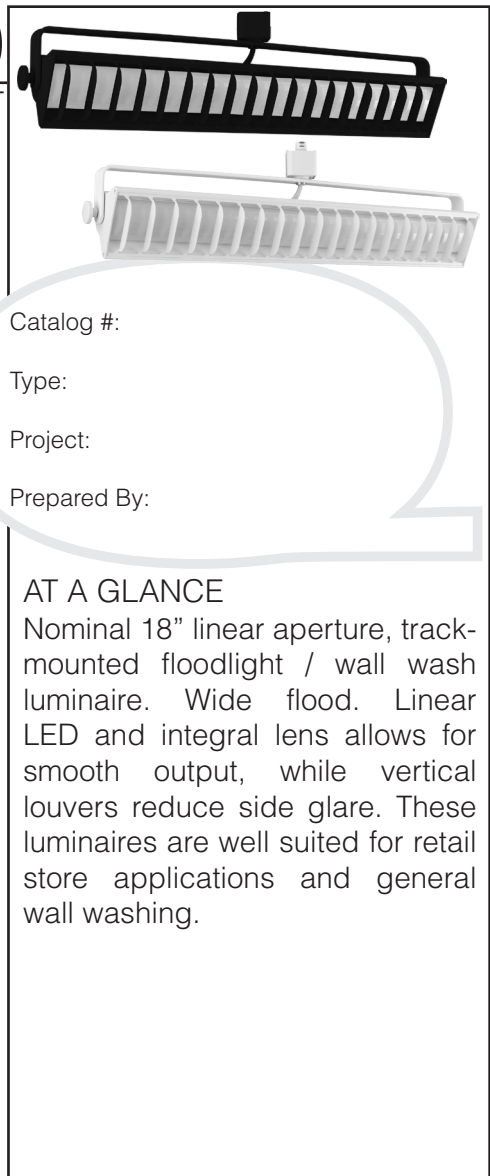
**ADAPTERS:** Listed Components

### LED DRIVER

**OUTPUT POWER SUPPLY:** Class II  
**POWER FACTOR (Pf):** >.9  
**THD:** <20%  
**INPUT VOLTAGE:** 120V at 50/60 Hz (System Adapter Dependant)  
**DIMMING:** TRIAC/ELV 5% dimmable on the input primary, line-side circuit of the track system. Consult dimmer manufacturer for compatibility and conditions of use.

### COMPLIANCES/WARRANTY

 **cETLus LISTED**  
 **ENERGY STAR (CONSULT FACTORY)**  
 **FCC COMPLIANT**  
 **5-YEAR LIMITED WARRANTY**  
 **RoHS COMPLIANT**  
 **ENERGY-EFFICIENT**  
 **LED**  
 **DRY LOCATIONS ONLY**



Catalog #:

Type:

Project:

Prepared By:

### AT A GLANCE

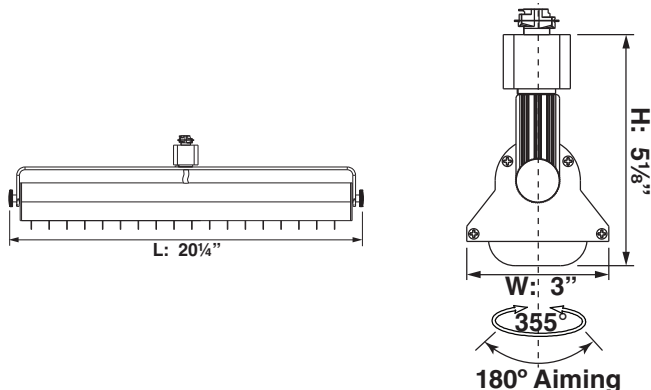
Nominal 18" linear aperture, track-mounted floodlight / wall wash luminaire. Wide flood. Linear LED and integral lens allows for smooth output, while vertical louvers reduce side glare. These luminaires are well suited for retail store applications and general wall washing.

### ORDER CONFIGURATOR

To order, select one option from each table column to configure the desired track floodlight product catalog code. Then, fill in the boxes below (e.g., Track Floodlight #: TL340-TEK100-30-27-WF-WH).

TRACK FLOODLIGHT #						
TL340		30	27	WF		
TF MODEL	TRACK ADAPTER	CCT	LUMENS	OPTICS	FINISH	
<input checked="" type="checkbox"/> TL340	<input type="checkbox"/> Q2 1C1N & 2C1N (120V) Track Adapter <input type="checkbox"/> TEK100 2C2N (120V) Track Adapter	<input checked="" type="checkbox"/> 30 3000K	<input checked="" type="checkbox"/> 27 2690 lm	<input checked="" type="checkbox"/> WF Wide Flood	<input type="checkbox"/> BK Black (Painted) <input type="checkbox"/> WH White (Painted)	

### QUICK VIEW WITH Q2 ADAPTER



### WITH TEK100 ADAPTER

