

FEATURES       **DRY ONLY**

LED LIGHT ENGINE

WATTS/LUMENS: 8W/695 lm
CRI/CCT: 80/3000K
BINNING: 3 SDCM
THERMAL MANAGEMENT: Passive
LIFE (RATED): 50,000 hours based on LED testing per LM80-08 and projected values from IESNA TM21-11.

OPTICS

BEAM ANGLES: 30°
ADJUSTABLE/HORIZONTAL AIMING: Up to 90° tilt from vertical axis and up to 355° rotation around vertical axis. 180° horizontal aiming in lowest position.
DESIGN: Unique Integral Construction
FINISH/COLORS: Anodized (Clear)
PRODUCTION PROCESS: CNC Precision-Spun
MATERIAL: Specification-Grade Aluminum Alloy, .060" Thick

CONSTRUCTION

HOUSING: Formed & Welded All-Aluminum
FINISH/COLORS:

- Powdercoat Paint Colors (3)
 - Black (BK)
 - White (WH)
 - Silver Gray (SL)

INSTALLATION

MOUNTING:








- Mounts to 120V AC QuantaLight Track Systems
 - TSQ1: 1-Circuit/1-Neutral (1C1N)
 - TSQ2: 2-Circuit/1-Neutral (2C1N)
- Mounts to 1-Circuit or 2-Circuit Track System Platforms and Canopies

ADAPTERS: Listed Components


LED DRIVER

OUTPUT POWER SUPPLY: Class I
POWER FACTOR (Pf): >.9
THD: <20%
INPUT VOLTAGE: 120V at 50/60 Hz (System Adapter Dependant)
DIMMING: TRIAC/ELV 5% dimmable on the input primary, circuit of the track system. Consult dimmer manufacturer for compatibility and conditions of use.

COMPLIANCES/WARRANTY

 **cETLus LISTED**
 **FCC COMPLIANT**
 **5-YEAR LIMITED WARRANTY**
 **RoHS COMPLIANT**
 **ENERGY-EFFICIENT**
 **LED**
 **DRY LOCATIONS ONLY**

ACCESSORIES



Catalog #:
 Type:
 Project:
 Prepared By:

AT A GLANCE
 2" aperture track head incorporating state-of-the-art LED technology. Unique precision optics lens allows for low surface brightness at the fixture aperture, effective light control, and smooth light distribution. Ideal for illuminating objects and shelves.

ORDER CONFIGURATOR

To order, select one option from each table column to configure the desired track head product catalog code. Then, fill in the boxes below (e.g., Track Head #: TL501-Q2-30-07-30-WH).

TRACK HEAD #						OPTIONAL
TL501	Q2	30	07	30		
TH MODEL	TRACK ADAPTER	COLOR TEMPERATURE	LUMENS	OPTICS	FINISH	ACCESSORIES (SOLD SEPARATELY)
<input checked="" type="checkbox"/> TL501	<input checked="" type="checkbox"/> Q2 1C1N & 2C1N (120V) Track Adapter	<input checked="" type="checkbox"/> 30 3000K	<input checked="" type="checkbox"/> 07 695 lm	<input checked="" type="checkbox"/> 30 30°	<input type="checkbox"/> BK Black (Painted) <input type="checkbox"/> WH White (Painted) <input type="checkbox"/> SL Silver Gray (Painted)	<input type="checkbox"/> CVS Lens Holder <input type="checkbox"/> HCS Honeycomb Louver <input type="checkbox"/> DF1S Beam Elongator <input type="checkbox"/> DF2S Prismatic Lens <input type="checkbox"/> DF3S Soft Focus Lens <input type="checkbox"/> SNS Snoot

