

FEATURES       

## LED LIGHT ENGINE

**WATTS/LUMENS:** 7W/550 lm or 13W/950 lm  
**CRI/CCT:** 80/(2700K, 3000K, or 4000K)  
**BINNING:** 3 SDCM  
**THERMAL MANAGEMENT:** Passive  
**LIFE (RATED):** 50,000 hours based on LED testing per LM80-08 and projected values from IESNA TM21-11.

## OPTICS

**BEAM ANGLES:** 15°, 25°, or 38°  
**ADJUSTABLE/HORIZONTAL AIMING:** Up to 90° tilt from vertical axis and up to 355° rotation around vertical axis. 180° horizontal aiming in lowest position.

**DESIGN:** Unique Integral Construction  
**FINISH/COLORS:** Anodized (Clear)  
**PRODUCTION PROCESS:** CNC Precision-Spun  
**MATERIAL:** Specification-Grade Aluminum Alloy, .060" Thick

## LED DRIVER

**OUTPUT POWER SUPPLY:** Class II  
**POWER FACTOR (Pf):** >.9  
**THD:** <20%

**INPUT VOLTAGE:** 120V at 50/60 Hz (System Adapter Dependant)

**DIMMING:** TRIAC/ELV 5% dimmable on the input primary, circuit of the track system. Consult dimmer manufacturer for compatibility and conditions of use.

## INSTALLATION








**MOUNTING:**  
 ▪ Mounts to all *QuantaLight* Track Systems  
 - TSQ1: 1-Circuit/1-Neutral (1C1N)  
 - TSQ2: 2-Circuit/1-Neutral (2C1N)  
 ▪ Mounts to "H" Type Track and Canopies; 1-Circuit or 2-Circuit.

**ADAPTERS:** Listed Components


## CONSTRUCTION

**HOUSING:** Formed & Welded All-Aluminum  
**FINISH/COLORS:** Powdercoat Paint Color: White (WH)

## COMPLIANCES/WARRANTY

 **cETLus LISTED**  
 **FCC COMPLIANT**  
 **5-YEAR LIMITED WARRANTY**  
 **RoHS COMPLIANT**  
 **ENERGY-EFFICIENT**  
 **LED**  
 **DRY LOCATIONS ONLY**

## ACCESSORIES



Catalog #:

Type:

Project:

Prepared By:

## AT A GLANCE

2½" aperture track head incorporating state-of-the-art LED technology. Unique integral reflector design allows for low surface brightness at the fixture aperture, effective light control, and smooth light distribution. These luminaires are well suited for illuminating retail displays.

## ORDER CONFIGURATOR

To order, select one option from each table column to configure the desired track head product catalog code. Then, fill in the boxes below (e.g., Track Head #: TL521-TEK100-30-10-25-WH).

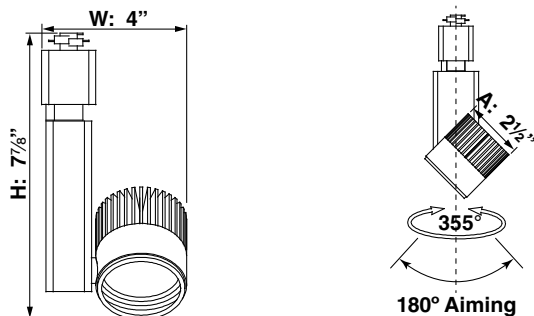
### TRACK HEAD #

TL521					WH
TH MODEL	TRACK ADAPTER	CCT	LUMENS	OPTICS	FINISH
<input checked="" type="checkbox"/> TL521	<input type="checkbox"/> Q2 1C1N & 2C1N (120V) Track Adapter	<input type="checkbox"/> 27 2700K <input type="checkbox"/> 30 3000K <input type="checkbox"/> 40 4000K	<input type="checkbox"/> 06 550 lm <input type="checkbox"/> 10 950 lm	<input type="checkbox"/> 15 15° <input type="checkbox"/> 25 25° <input type="checkbox"/> 38 38°	<input checked="" type="checkbox"/> WH White (Painted)

### OPTIONAL

ACCESSORIES (SOLD SEPARATELY)
<input type="checkbox"/> CVS Lens Holder
<input type="checkbox"/> HCS Honeycomb Louver
<input type="checkbox"/> DF1S Beam Elongator
<input type="checkbox"/> DF2S Prismatic Lens
<input type="checkbox"/> DF3S Soft Focus Lens
<input type="checkbox"/> SNS Snoot

### QUICK VIEW WITH Q2 ADAPTER



### WITH TEK100/HTEK100 ADAPTER

