

FEATURES       **DRY ONLY**

## LED LIGHT ENGINE

**WATTS/LUMENS:** 27W/2200 lm  
**CRI/CCT:** 80/3000K  
**BINNING:** 3 SDCM  
**THERMAL MANAGEMENT:** Passive  
**LIFE (RATED):** 50,000 hours based on LED testing per LM80-08 and projected values from IESNA TM21-11.

## OPTICS

**BEAM ANGLES:** 30°  
**ADJUSTABLE/HORIZONTAL AIMING:** Up to 90° tilt from vertical axis and up to 355° rotation around vertical axis. 180° horizontal aiming in lowest position.  
**DESIGN:** Unique Integral Construction  
**FINISH/COLORS:** Anodized (Clear)  
**PRODUCTION PROCESS:** CNC Precision-Spun  
**MATERIAL:** Specification-Grade Aluminum Alloy, .060" Thick

## INSTALLATION

**MOUNTING:**








- Mounts to 120V AC *QuantaLight* Track System
  - TSQ1: 1-Circuit/1-Neutral (1C1N)
- Mounts to 1-Circuit Track System Platforms and Canopies

**ADAPTERS:** Listed Components

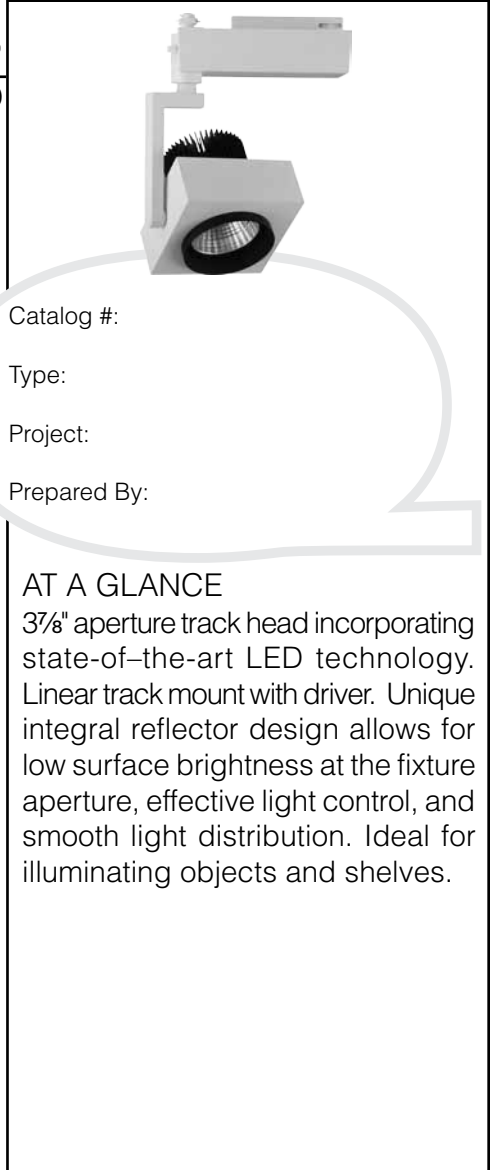

## LED DRIVER

**OUTPUT POWER SUPPLY:** Class II  
**POWER FACTOR (Pf):** >.9  
**THD:** <20%  
**INPUT VOLTAGE:** 120V at 50/60 Hz (System Adapter Dependant)  
**DIMMING:** TRIAC/ELV 5% dimmable on the input primary, circuit of the track system. Consult dimmer manufacturer for compatibility and conditions of use.

## COMPLIANCES/WARRANTY

 **cETLus LISTED**  
 **FCC COMPLIANT**  
 **5-YEAR LIMITED WARRANTY**  
 **RoHS COMPLIANT**  
 **ENERGY-EFFICIENT**  
 **LED**  
 **DRY LOCATIONS ONLY**

## ACCESSORIES



Catalog #:

Type:

Project:

Prepared By:

**AT A GLANCE**  
 37/8" aperture track head incorporating state-of-the-art LED technology. Linear track mount with driver. Unique integral reflector design allows for low surface brightness at the fixture aperture, effective light control, and smooth light distribution. Ideal for illuminating objects and shelves.

## ORDER CONFIGURATOR

The track head product catalog code has been prefilled for your convenience below (e.g., Track Head #: TL533-Q2-30-22-30-WH).

## TRACK HEAD #

TL533	Q2	30	22	30	WH
TH MODEL	TRACK ADAPTER	COLOR TEMPERATURE	LUMENS	OPTICS	FINISH
<input checked="" type="checkbox"/> TL533	<input checked="" type="checkbox"/> Q2 1C1N & 2C1N (120V) Track Adapter	<input checked="" type="checkbox"/> 30 3000K	<input checked="" type="checkbox"/> 22 2200 lm	<input checked="" type="checkbox"/> 30 30°	<input checked="" type="checkbox"/> WH White (Painted)

## OPTIONAL

- ACCESSORIES (SOLD SEPARATELY)**
- CVS Lens Holder
  - HCS Honeycomb Louver
  - DF1S Beam Elongator
  - DF2S Prismatic Lens
  - DF3S Soft Focus Lens

