

FEATURES       

LED LIGHT ENGINE

WATTS/LUMENS: 40W/2163 lm
CRI/CCT:
 91/(2700K, 3000K, 3500K, or 4000K)
BINNING: 3 SDCM
THERMAL MANAGEMENT: Passive
LIFE (RATED): 50,000 hours based on LED testing per LM80-08 and projected values from IESNA TM21-11.

OPTICS

BEAM ANGLES: 35°
ADJUSTABLE/HORIZONTAL AIMING:
 Up to 90° tilt from vertical axis and up to 355° rotation around vertical axis.
DESIGN: Unique Integral Construction
FINISH/COLORS: Anodized (Clear)
PRODUCTION PROCESS:
 CNC Precision-Spun
MATERIAL: Specification-Grade Aluminum Alloy, .060" Thick

CONSTRUCTION

HOUSING: Formed & Welded All-Aluminum
FINISH/COLORS:

- Powdercoat Paint Colors (3)
 - Black (BK)
 - White (WH)
 - Silver Gray (SL)

INSTALLATION

MOUNTING:








- Mounts to all QuantaLight Track Systems
 - TSQ1: 1-Circuit/1-Neutral (1C1N)
 - TSQ2: 2-Circuit/1-Neutral (2C1N)
- Mounts to "H" Type Track and Canopies; 1-Circuit or 2-Circuit.

ADAPTERS: Listed Components

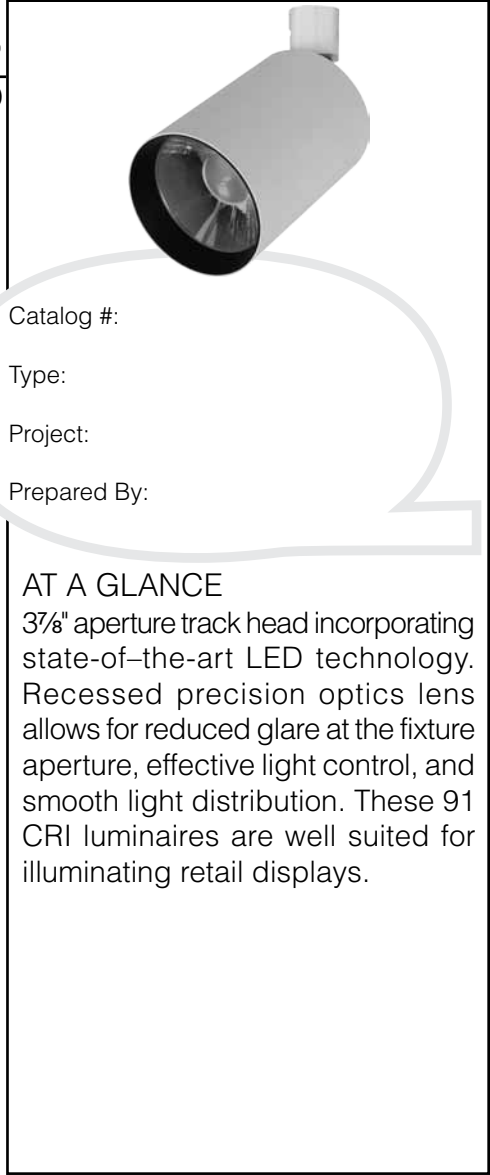

LED DRIVER

OUTPUT POWER SUPPLY: Class I
POWER FACTOR (P_f): >.9
THD: <20%
INPUT VOLTAGE: 120V at 50/60 Hz (System Adapter Dependant)
DIMMING: TRIAC/ELV 5% dimmable on the input primary, circuit of the track system. Consult dimmer manufacturer for compatibility and conditions of use.

COMPLIANCES/WARRANTY

 **cETLus LISTED**
 **FCC COMPLIANT**
 **5-YEAR LIMITED WARRANTY**
 **RoHS COMPLIANT**
 **ENERGY-EFFICIENT**
 **LED**
 **DRY LOCATIONS ONLY**

ACCESSORIES



Catalog #:

Type:

Project:

Prepared By:

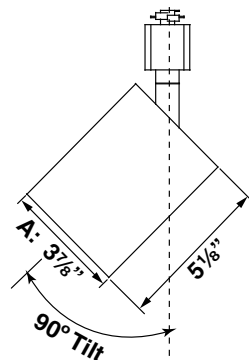
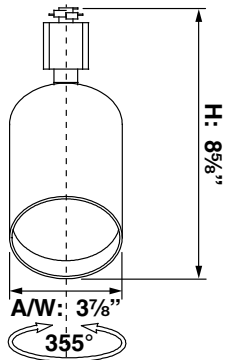
AT A GLANCE
 37/8" aperture track head incorporating state-of-the-art LED technology. Recessed precision optics lens allows for reduced glare at the fixture aperture, effective light control, and smooth light distribution. These 91 CRI luminaires are well suited for illuminating retail displays.

ORDER CONFIGURATOR

To order, select one option from each table column to configure the desired track head product catalog code. Then, fill in the boxes below (e.g., Track Head #: TL613-TEK100-30-22-35-WH).

TRACK HEAD #						OPTIONAL
TL613			22	35		
TH MODEL	TRACK ADAPTER	COLOR TEMPERATURE	LUMENS	OPTICS	FINISH	ACCESSORIES (SOLD SEPARATELY)
<input checked="" type="checkbox"/> TL613	<input type="checkbox"/> Q2 1C1N & 2C1N (120V) Track Adapter <input type="checkbox"/> TEK100 2C2N (120V) Track Adapter	<input type="checkbox"/> 27 2700K <input type="checkbox"/> 30 3000K <input type="checkbox"/> 35 3500K <input type="checkbox"/> 40 4000K	<input checked="" type="checkbox"/> 22 2163 lm	<input checked="" type="checkbox"/> 35 35°	<input type="checkbox"/> BK Black <input type="checkbox"/> WH White <input type="checkbox"/> SL Silver Gray	<input type="checkbox"/> HCS Honeycomb Louver <input type="checkbox"/> DF1S Beam Elongator <input type="checkbox"/> DF2S Prismatic Lens <input type="checkbox"/> DF3S Soft Focus Lens

QUICK VIEW WITH Q2 ADAPTER



WITH TEK100 ADAPTER

